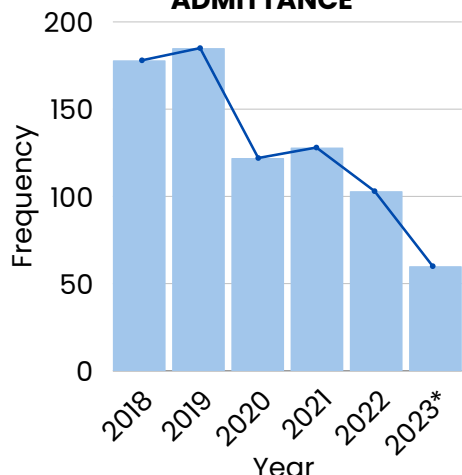


TRENDS IN ALCOHOL-RELATED HEALTH CARE VISITS AMONG YOUTH AGED 13-17

This infographic describes alcohol-related inpatient, outpatient, and ED visits for youth in Nassau County from January 1, 2018, to June 30, 2023.

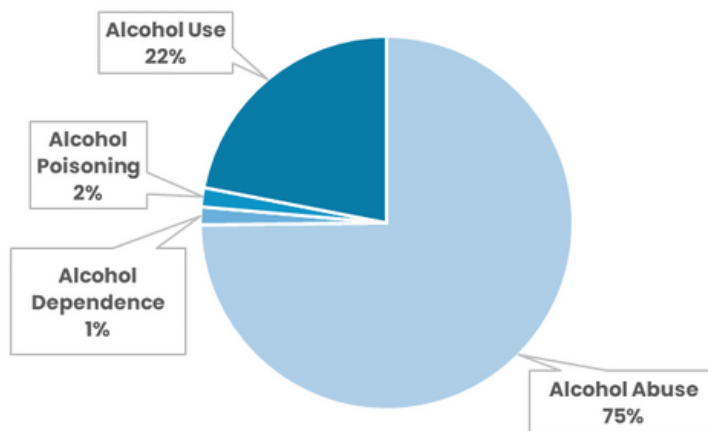
- Nassau County had 786 alcohol-related visits between January 1, 2018 and June 30, 2023 for those aged 13-17 years.
- 2 out of 3 visits occurred on Friday, Saturday, or Sunday.
- The majority of visits were to the Emergency Department.
- Fifty-one percent of alcohol-related visits were male.
- Seventeen-year-olds experienced the highest rate of alcohol-related visits.
- The majority of visits identified as White (70%) or non-Hispanic/Latino (72%).
- Alcohol use, mental disorders, and use of other drugs commonly co-occur.
 - 1 in 10 alcohol-related visits were diagnosed with at least one psychiatric disorder.
 - 1 in 10 alcohol-related visits also consumed cannabis or other substances.

ALCOHOL-RELATED VISITS FOR ADOLESCENTS (AGED 13-17) BY YEAR OF ADMITTANCE

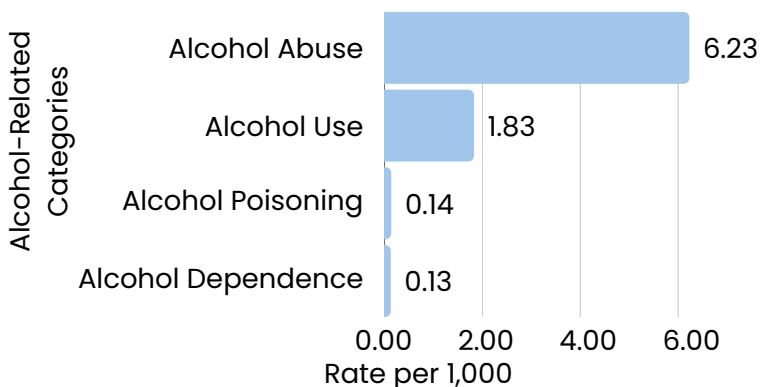


*Ending June 30, 2023

CUMULATIVE ALCOHOL-RELATED VISITS FOR ADOLESCENTS (AGED 13-17) BY DIAGNOSIS



CUMULATIVE ALCOHOL-RELATED VISITS FOR ADOLESCENTS (AGED 13-17) BY DIAGNOSIS - RATE PER 1,000



The ICD-10 defines alcohol dependence as a chronic disease characterized by a strong desire to drink alcohol, difficulty controlling its use, increased tolerance, and repeated substance use despite harmful consequences. Alcohol abuse is defined as a pattern of drinking that contributes to physical and psychological harm. Alcohol use refers to occasional drinking. (Data Source: World Health Organization, 1992).

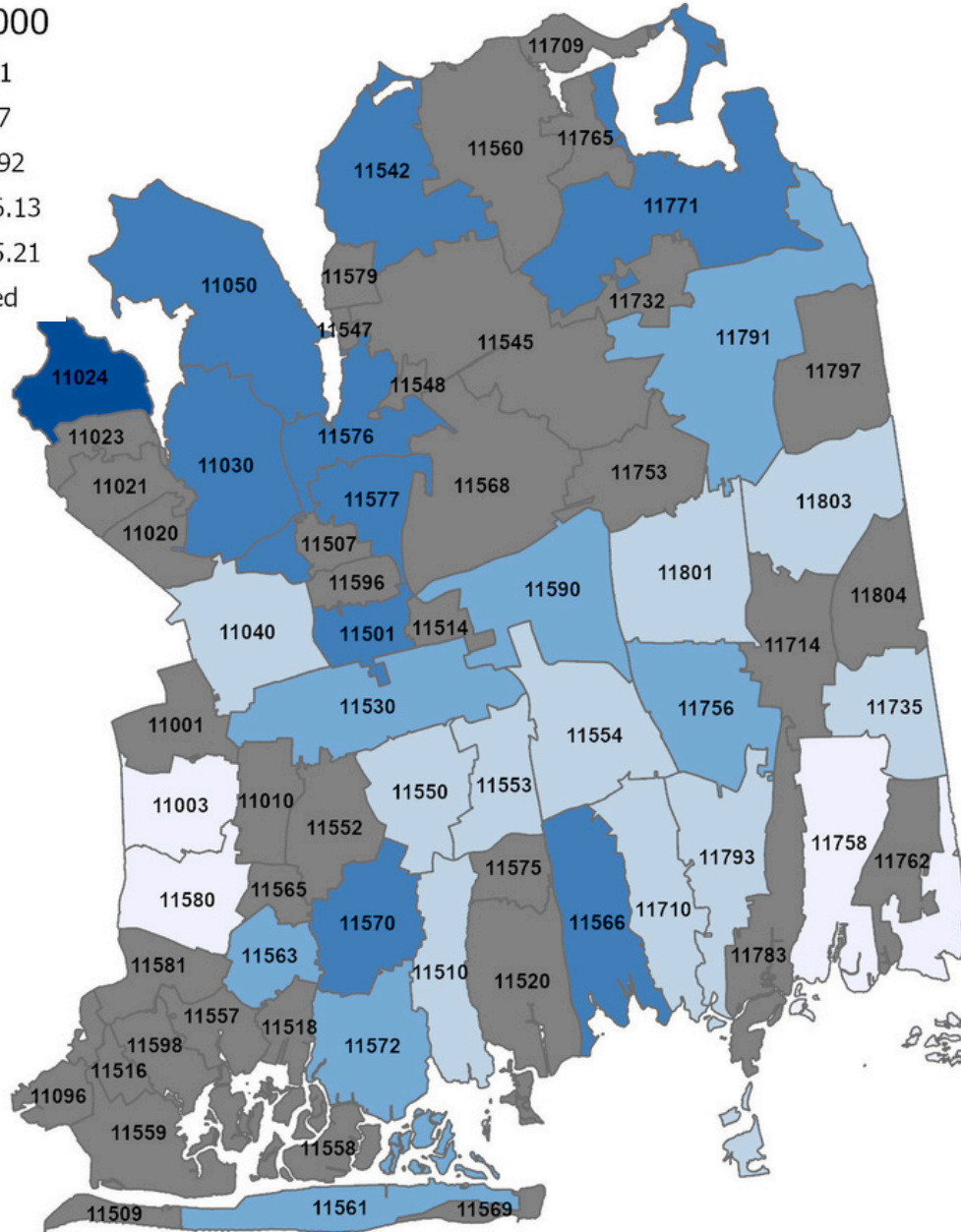
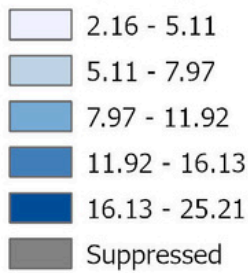
The data from this infographic is described in greater detail in Nassau County’s Alcohol and Youth Report. Refer to this document for more detailed analysis.

Data Source: NYS SPARCS Data, 2018-2023



ALCOHOL-RELATED VISITS FOR ADOLESCENTS (AGED 13-17) BY ZIP CODE - RATE PER 1,000

Rate per 1,000



Disclaimer:

The Nassau County Department of Health (NCDOH) makes every effort to post accurate and reliable information, however it does not guarantee or warrant that the information is complete, accurate or up-to-date. This information is intended solely for the purpose of electronically providing the public with health-related data. The NCDOH assumes no responsibility for any error, omission, or other discrepancies between electronic and/or printed versions of this information. Nassau County and its officers, employees, and/or agents shall not be liable for damages or losses of any kind, including but not limited to direct, indirect, incidental, consequential, special or exemplary damages arising out of, or in connection with, the use or performance of such information, nor damages or losses caused by reliance upon the accuracy of any such information and/or damages incurred from the viewing, distributing, or copying of such materials.

This publication was produced from raw data purchased from or provided by the New York State Department of Health (NYSDOH). However, the calculations, metrics, conclusions derived, and views expressed herein are those of the author(s) and do not reflect the conclusions or views of NYSDOH. NYSDOH, its employees, officers, and agents make no representation, warranty or guarantee as to the accuracy, completeness, currency, or suitability of the information provided here.

Data Source: NYS SPARCS Data, 2018-2023

Nassau County Department of Health, Office of Epidemiology, Biostatistics and Planning | October 2024

