



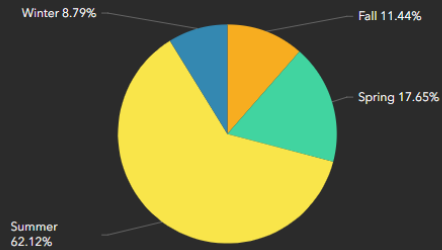
# Heat Related Illness (HRI) Dashboard



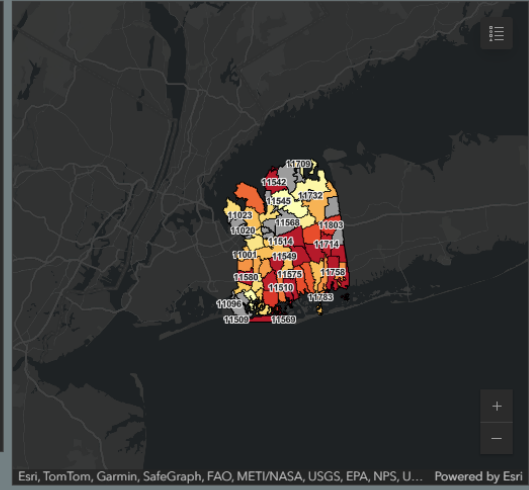
Nassau County Department of Health: Office of Epidemiology, Biostatistics, and Planning

Click the URL for technical notes:  
Data from 01/01/2017-05/13/2024

## HRI ED Visits by Season



## HRI ED Visits in 2024

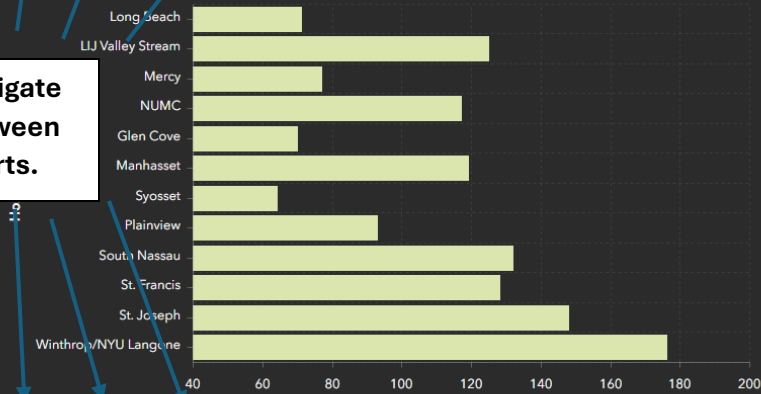


Season

Time of Day

Year

## HRI ED Visits by Facility



Navigate between charts.

Facility

Gender

Age

Postal Name

Zip Code

Frequency

Postal Name	Zip Code	Frequency
Hempstead	11550	78
Valley Stream	11581	44
Massapequa	11758	42
Long Beach	11561	38
Freeport	11520	37
Westbury	11590	36
Glen Cove	11542	34
East Meadow	11554	33
Levittown	11756	33
Farmingdale	11735	31
Bethpage	11714	31

Change the year.

Reset to default dashboard.

