



BRUCE A. BLAKEMAN
NASSAU COUNTY EXECUTIVE

CERT



NASSAU COUNTY



MONTHLY NEWSLETTER

December 2023

What's Inside

[Cover StoryPage 1](#)

[Christmas Tree Safety.....Page 4](#)

[R.A.C.E.S.....Page 5](#)

[Narcan TrainingPage 6](#)

[Planned Events & TrainingsPage 7](#)

[Nassau County NewsPage 8](#)

[Calendar of Events.....Page 9](#)



**COUNTY, STATE
&
FEDERAL
ONE TEAM**

Safe Activation of Heating Systems in Cold Weather - R. DeLucia

As the chill of winter sets in, the thought of a warm, cozy home becomes increasingly inviting. However, turning on your heating system for the first time after months of inactivity can come with its own set of challenges and risks. A significant number of house fires are attributed to faulty heating systems, making it crucial to approach this task with care and diligence.

Inspecting Your Boiler and Heating System

Before you crank up the heat, a thorough inspection is necessary. Start by visually examining your boiler and heating system for any signs of damage, such as corrosion or leaks. Check the pressure gauge to ensure it's within the recommended range. Inspect the vents and flues for any blockages that could lead to dangerous gas build-ups. If your system is older or shows signs of significant wear, consider having a professional inspection for a more in-depth assessment.

Potential Fire Hazards and Prevention

Heating systems, especially those that are not regularly maintained, can pose serious fire hazards. Common risks include overheating, electrical faults, and combustible materials left too close to the heat source. To prevent these, ensure regular maintenance, keep the area around your heating system clear, and replace any worn or damaged parts promptly. Additionally, installing smoke detectors near the heating system can provide an early warning in case of a fire.

Continued on next page

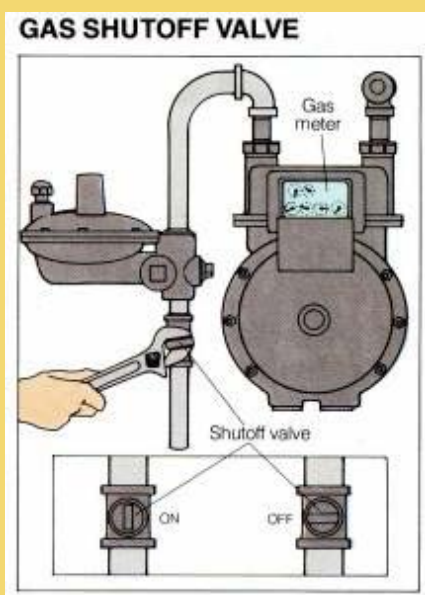


Detecting and Responding to Natural Gas Leaks

Natural gas leaks are a serious concern. If you smell sulfur or rotten eggs, hear a hissing noise near your gas lines, or notice dead vegetation around these areas, you might have a gas leak. If you suspect a leak, evacuate the area immediately and call your gas company from a safe distance. Do not attempt to locate the leak yourself. Installing carbon monoxide detectors in your home is also a vital safety measure, as CO is a deadly, odorless gas that can be emitted from faulty heating systems.

Turning Off the Gas in Your Home

In certain instances and with the proper knowledge, in the event of a gas leak or as a preventive measure during certain maintenance tasks, knowing how to turn off the gas supply to your home is vital. The main gas shutoff valve is typically located near your gas meter. You may need a wrench or a specialized gas meter shut-off tool to turn the valve. This tool should be kept in an accessible location, ideally near the meter. To shut off the gas, turn the valve a quarter-turn in either direction so that it's perpendicular to the pipe, stopping the flow of gas. Remember, once the gas is turned off, it should only be turned back on by a qualified professional. This precaution ensures that the system is safe and functional, and it helps prevent accidental gas leaks when the system is reactivated.



Continued on next page

Dealing with Other Issues

If you encounter issues like a non-responsive thermostat, uneven heating, or strange noises, start with basic troubleshooting. First, check if your thermostat is set correctly and consider whether the batteries might need replacing. Many modern thermostats use batteries, and low battery power can lead to thermostat malfunctions. If you're unsure, it's always a good practice to replace the batteries at the start of the heating season. Also, ensure all vents are open and unobstructed, and replace any dirty filters. If these steps don't resolve the issue, it's time to call in a professional. Regular servicing can prevent many of these problems and help ensure your heating system operates efficiently and safely.

Turning on your heating system for the first time in cold weather shouldn't be a hazardous event. With proper inspection, awareness of potential hazards, and timely intervention, you can ensure your home stays warm and safe throughout the winter months. Remember, regular maintenance is not just about comfort – it's a critical aspect of home safety.

General Home Winter Checklist

INSIDE YOUR HOME:

- REVERSE YOUR FANS**
Reversing your fan blades to spin clockwise and run on a low speed is said to gently circulate warm air down from the ceiling.
- MAINTAIN YOUR CHIMNEY**
Get your chimneys cleaned & inspected annually by a pro to decrease the risk of a residential fire due to buildup or blockages.
- ADJUST THE TEMPERATURE ON YOUR WATER HEATER**
Consider lowering the temperature on your water heater. Most are set at 140 degrees but could be lowered to 120 degrees. A lower temp could reduce wear & tear on the pipes as well.
- TUNE UP YOUR FURNACE**
Consult a technician for a tune up to make sure your furnace is working properly before it's time to use it regularly.
- BLOCK DRAFTS**
To prevent a cold, drafty home, use window film & caulk around doors, windows & baseboards to help keep the heat inside your house.
- CHECK YOUR DETECTORS**
Residential fires are more common in the winter, so be sure to test your smoke & carbon monoxide detectors monthly.

OUTSIDE YOUR HOME:

- CLOSE/WINTERIZE YOUR POOL**
If you haven't closed your pool already, be sure to drain the water and clean out any leaves, insects, dirt or other debris.
- PREVENT PESTS**
Pests also like to seek shelter in warm places. Make sure you seal any holes or cracks around the exterior of your home.
- PREVENT BURST PIPES**
Insulate any pipes that may be susceptible to freezing, and leave your faucets on a slow drip when temperatures hit below freezing.
- AVOID FROZEN LOCKS**
Spray lock de-icer on exterior door locks to prevent getting locked out in freezing temperatures.
- CHECK YOUR GUTTERS**
Prevent any ice dams by cleaning out your gutters, getting gutter guards if necessary & making sure the attic floor is properly insulated.
- REPAIR ANY STEPS OR HANDRAILS**
Keep sidewalks and driveways clear of any snow or ice and repair any steps or handrails to prevent slip and fall accidents this winter.

Here are some tips for keeping your Christmas tree safe:



Location

Place your tree at least three feet away from heat sources like fireplaces, radiators, candles, and heat vents. Don't block exits like doors or windows.

Lights

Use low-heat lights like miniature lights. Inspect lights before putting them on the tree. Don't overload electrical circuits. Unplug lights when you leave the house or go to bed.

Tree

Water your tree daily. Give live trees a fresh cut. Discard your tree after Christmas or when it's dry.

Decorations
 Use approved lights and decorations. Use flame-resistant, flame-retardant, or non-combustible materials. Don't use lit candles or other flaming devices. Keep candles away from the tree.

Artificial trees

Make sure your artificial tree is fire-retardant.

Holiday Tree Safety Tips

Ensure a merry and bright holiday season by safely maintaining your tree with the following tips.

Keep away from heat:
 Make sure your tree is at least three feet away from any heat source, like an air duct, fireplace or space heater.

Examine cords:
 Examine extension cords and lights for signs of damage. Frayed electric cords should be discarded.

Inspect lights:
 Carefully inspect all electrical decorations before you use them. Cracked or damaged sockets and/or loose or exposed wires can cause serious shock or start a fire.

Trim the stump:
 Trim the tree's stump by at least two inches on freshly cut trees. Allow it to absorb water for 24 hours before bringing it inside.

Keep it watered:
 Fill the water reservoir daily and check the condition of the trunk bark and branches for moisture. Shedding or dry needles could mean the tree is drying out, increasing overall fire risks.

Source: National Fire Protection Association



Radio Amateur Civil Emergency Services (RACES)



First, we would like to wish everyone a Happy and Safe Holiday Season from the Nassau County RACES and CERT Communications group.

Our monthly general membership meeting was on Wednesday November 2nd. After the business portion of the meeting we usually turn to training this month, which was to be the tabletop exercise. Unfortunately, due to a lower than expected turnout and in an effort to make the training available to more members, we decided to roll it over to our January 4th, 2024 meeting.

The Thursday December 7th meeting will be suspended so that we may take part in the ALL County CERT meeting scheduled for Wednesday December 6th. We are asking all members both RACES and CERT Communications to attend this meeting. We are planning our table display as well as other surprises. The year end report and a look forward to 2024 was moved to the January 2024 meeting.

We would like to thank all of you who donated to the Thanksgiving Appeal. Your kindness and generosity are greatly appreciated, and will make a difference in the lives of so many people, right here on Long Island.

Interested or just curious about Emergency Communications? We invite you to attend our next RACES / CERT Communications meeting on Thursday January 4th at 7:30pm in the lecture hall, 510 Grumman Road West, Bethpage NY. Hope to see you there.

We are looking forward to seeing everyone at the ALL County CERT meeting.



73

RACES Leadership

Website: www.nassauraces.net

Email: nassaucountyny.races@gmail.com



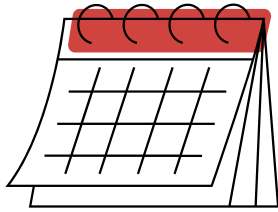
If you SEE Something SAY Something

Narcan Training

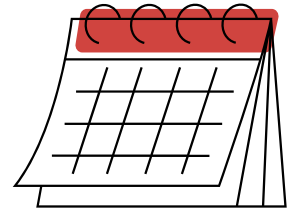
Session Dates

Date	Location	Time
Sep 7, 2023	Baldwin Park - Community Room, 3232 Grand Ave, Baldwin	6:00 PM
Sep 12, 2023	Bellerose Village Hall, 50 Superior Road, Bellerose Village	6:00 PM
Sep 12, 2023	Henry Waldinger Library, 60 Verona Place Valley Stream	6:00 PM
Sep 21, 2023	Island Trees Public Library, 38 Farnedge Road, Levittown	6:00 PM
Sep 27, 2023	Wantagh Senior Center, 1150 Seamans Neck Road, Wantagh	3:00 PM
Sep 28, 2023	Hempstead Town Hall, Nathan L.H. Bennett Pavilion. 1 Washington Street, Hempstead	7:00 PM
Oct 12, 2023	Franklin Square Public Library, 19 Lincoln Road, Franklin Square	6:00 PM
Oct 18, 2023	Island Park Library, 176 Long Beach Road, Island Park	7:00 PM
Oct 19, 2023	Hempstead Town Hall, Nathan L.H. Bennett Pavilion. 1 Washington Street, Hempstead	7:00 PM
Oct 23, 2023	Freeport Memorial Library, 144 W. Merrick Road, Freeport	6:00 PM
Oct 27, 2023	Levittown Public Library, 1 Bluegrass Lane, Levittown	3:00 PM
Nov 13, 2023	Merrick Senior Center, 2550 Clubhouse Road, Merrick	3:00 PM
Nov 14, 2023	Woodmere Fire House, 20 Irving Place, Woodmere	6:00 PM
Nov 15, 2023	West Hempstead Library, 500 Hempstead Avenue, West Hempstead	6:00 PM
Nov 16, 2023	East Rockaway Library, 477 Atlantic Avenue, East Rockaway	6:00 PM
Nov 16, 2023	Hempstead Town Hall, Nathan L.H. Bennett Pavilion. 1 Washington Street, Hempstead	7:00 PM
Nov 21, 2023	Island Trees Public Library, 38 Farnedge Road, Levittown	3:00 PM
Nov 30, 2023	Peninsula Public Library, 280 Central Avenue, Lawrence	6:00 PM
Nov 30, 2023	Elmont Memorial Library, 700 Hempstead Turnpike, Elmont	6:30 PM
Dec 4, 2023	Salisbury Senior Center, 460 Salisbury Park Drive, Westbury	3:00 PM
Dec 7, 2023	Baldwin Library, 2385 Grand Avenue, Baldwin	6:00 PM

Register online at
toh311.net/narcan-signup



Planned Events & Trainings



FEMA offers a large variety of online courses that are free of charge and will help to further your preparedness education. If you do not have a FEMA ID, you can register for one here.

[:https://cdp.dhs.gov/femasid](https://cdp.dhs.gov/femasid)



**Emergency Management Institute -
Independent Study (IS) | Course List**

FEMA Emergency Management Institute
(EMI) Independent Study Course List

[fema.gov](https://www.fema.gov)

All-County Meeting - Wednesday December 6th at 7:00pm

New CERT members who attend the meeting will be issued their ID cards and apparel. Existing members will also be able to pick up their new updated ID cards.

Family and friends are welcome.

Meeting to be held at the OEM Lecture Hall at 510 Grumman Rd. West,
Bethpage, NY, 11714.

Nassau County



BRUCE A. BLAKEMAN
 COUNTY EXECUTIVE

PATRICK J. RYDER
 COMMISSIONER OF POLICE

POLICE ALERT: CARS ARE BEING STOLEN FROM CAR WASHES

PREVENT A CLEAN GETAWAY

Criminals are entering cars after the wash is complete without showing the car wash receipt.
 High end vehicles are being targeted.

- Pay attention to your car while it is being cleaned.
- Be aware of any suspicious persons lingering by your car.

If you see something, say something!

Report suspicious activity to 911

BRUCE A. BLAKEMAN
 COUNTY EXECUTIVE

PATRICK J. RYDER
 COMMISSIONER OF POLICE

DON'T 'WEIGHT' FOR IT TO HAPPEN TO YOU

THERE HAS BEEN AN INCREASE IN LARCENIES FROM FITNESS CENTERS

Valuables are removed from locked gym lockers and/or taken from cars in the parking lot.
 Bring as little valuables as possible to a fitness premise and keep the keys to your vehicle **ON YOUR PERSON** at all times.

- **DO NOT** leave property unattended while you workout
- **DO NOT** leave property in an unlocked locker
- **DO NOT** leave vehicles unlocked while you are at the gym

Please report suspicious activity to 911

Please send in any photos you have taken of news worthy items or from any CERT events that you have attended and I will select some to be used in the newsletter.

Send images to:

rdelucia@nassaucountyny.gov

Calendar of Events

December

S	M	T	W	T	F	S
					1	2
3	4	5	6 DIV 1 & 2	7 HAPPY	8	9
10	11	12	13 HANUKKAH	14	15	16
17	18	19	20	21	22	23
24	25 Terry Christmas	26	27	28	29	30 31

January 2024

S	M	T	W	T	F	S
	1	2	3	4 RACES Meeting 7:30pm	5	6
7	8	9	10	11	12	13
14	15	16	17	18	19	20
21	22	23	24	25	26	27
28	29	30	30			



CERT Division Meetings
7:00pm



RACES Meeting
7:30pm

Important Dates

RACES Meeting - To be combined with the Dec. 6th All-County meeting.

CERT All-County Division 1 & 2 Meeting - Wednesday December 6th at 7:00pm. ***Bring Family & Friends**

OEM Lecture Hall
510 Grumman Road West
Bethpage, NY 11714



"Dear CERT Members, As the holiday season approaches, we take a moment to extend our deepest gratitude to each of you for your unwavering dedication and selfless service. Your commitment to training and readiness to assist the community in times of need is a testament to your extraordinary spirit and compassion. Your efforts not only enhance the safety of our community but also inspire others to contribute positively. As you spend time with your loved ones this holiday season, we wish you a safe, joyous, and peaceful time. Thank you for being our everyday heroes and for all that you do to make our community a better place. Happy Holidays!"

NASSAU COUNTY CERT COORDINATORS

BOB CHIZ & RICK DELUCIA
OEMCERT@NASSAUCOUNTYNY.GOV

DIVISION 1

DIVISION SUPERVISOR
BILL PAVONE
NASSAUCERTDIV1@YAHOO.COM

DIVISION 2

DIVISION SUPERVISOR
MARVIN STEIN
CERTDIV2NASSAU@GMAIL.COM

FOLLOW US ON SOCIAL MEDIA



Nassau County OEM



@nassaucountyoem



@nassaucountyoem