

NASSAU COUNTY

NEW YORK



POPULAR ANNUAL FINANCIAL REPORT

FOR THE FISCAL YEAR ENDED
DECEMBER 31, 2022

ELAINE PHILLIPS

Nassau County Comptroller



Table of Contents



A Message from the Nassau County Comptroller	1
Awards	
Popular Annual Financial Report	2
Other Awards	2
County Profile, Government and Local Economy	
County Profile	3
Government Structure and Services.....	4
Economy.....	4
Overview of Financial Statements	6
2022 Financial Results	
Three Primary Operating Funds.....	8
Governmental Funds.....	9
Government-Wide.....	10
Revenues & Expenses	11
Long-Term Debt Obligations	13
Budget	14
Rating Agency – Debt Ratings	15
NYS Fiscal Stress Monitoring	15
Open Nassau.....	16
Acknowledgements.....	16



Hon. Elaine Phillips
Nassau County Comptroller

June 27, 2023

A Message from the Nassau County Comptroller:

I am pleased to present the Nassau County Popular Annual Financial Report (PAFR) for the year ending December 31, 2022, the fifth PAFR from Nassau County and the second of my administration. The financial information presented in this PAFR is derived from the County's Annual Comprehensive Financial Report (ACFR) and is presented here in summarized form. This report is intended to provide a "user-friendly" review of the County's finances, operations, and economic activities to be accountable to the taxpayers and residents as to the financial condition of the County and how its resources are being used to serve the taxpayers and residents.

Nassau County is in a very strong financial position with surpluses in governmental funds in fiscal years 2019 through 2022. These surpluses have enabled the County to reduce liabilities and build reserves. The bond rating agencies have rated the County at levels higher than the County ratings have been for over 30 years. The County administration continues to pursue greater improvements for the County.

The ACFR outlines the County's financial position and operating activities for fiscal year 2022 in great detail. The ACFR was prepared in conformance with Generally Accepted Accounting Principles (GAAP), audited by the County's independent audit firm, Mayer Hoffman McCann CPAs and received an unmodified (clean) opinion. An unmodified opinion is given when the financial statements present fairly, in all material respects, the financial position of an entity. The PAFR is unaudited and presented on a GAAP basis.

For additional information, a copy of the ACFR may be obtained via the County's website at <https://www.nassaucountyny.gov/4517/Financial-Reports>. I hope that you will find this report both useful and informative.

Sincerely,

A handwritten signature in black ink that reads "Elaine Phillips". The signature is written in a cursive, flowing style.

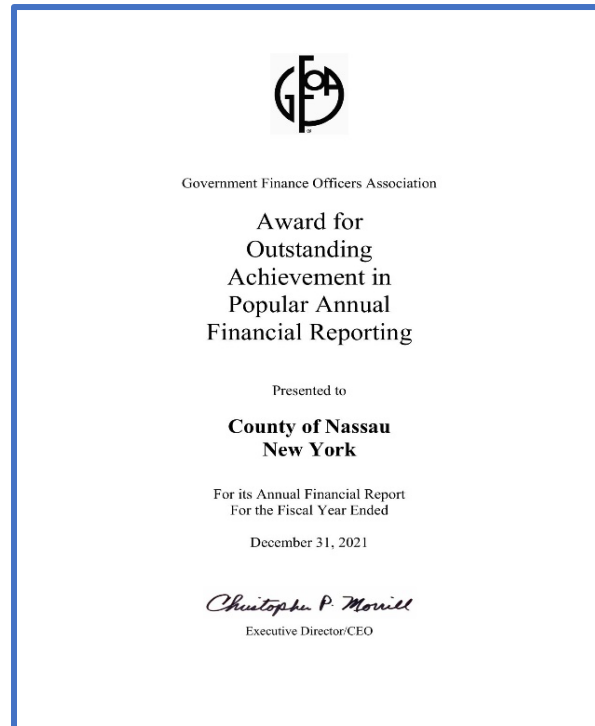
Elaine Phillips
Nassau County Comptroller

Awards

Popular Annual Financial Report

The Government Finance Officers Association of the United States and Canada (GFOA) has given an Award for Outstanding Achievement in Popular Annual Financial Reporting to Nassau County for its Popular Annual Financial Report (PAFR) for the Fiscal Year ended December 31, 2021. Nassau County has received this prestigious national award for the last four consecutive years (fiscal years ended 2018-2021). In order to receive the award, a government unit must publish a PAFR, whose contents conform to program standards of creativity, presentation, clarity, and reader appeal.

All of the GFOA awards are valid for a period of one year only. We believe our current report continues to conform to the Popular Annual Financial Reporting requirements, and we are submitting it to GFOA to determine its eligibility for another Award. This PAFR is available at <https://www.nassaucountyny.gov/4517/Financial-Reports>



Other Awards

In addition to receiving the Award for Outstanding Achievement for its PAFR, Nassau County's ACFR for the Fiscal Year ended December 31, 2021, was awarded the Certificate of Achievement for Excellence in Financial Reporting by the GFOA for the 38th consecutive year. The Certificate of Achievement is the highest form of recognition for excellence in state and local government financial reporting and its attainment represents a significant accomplishment by a government and its management. We believe our ACFR continues to conform to the Certificate of Achievement program requirements, and we are submitting the 2022 ACFR to the GFOA to determine its eligibility for another certificate. This ACFR is available at

<https://www.nassaucountyny.gov/DocumentCenter/View/41191/Nassau-County-2022-ACFR>

Additionally, the County has earned GFOA's Distinguished Budget Presentation Awards for its 2022 budget submission. A governmental unit must publish a budget document that meets criteria as a policy document, an operations guide, a financial plan, and a communications device to receive this award. The Budget is available at:

<https://www.nassaucountyny.gov/DocumentCenter/View/39896/NIFA-Approved-SUMMARY--BOOK-v6>

For Fiscal Year 2021, Nassau County has been awarded a special Triple Crown medallion from the GFOA. The award, which is a major achievement, indicates the government has received all three GFOA awards (the Certificate of Achievement for Excellence in Financial Reporting Award, Distinguished Budget Presentation Award, and the Popular Annual Financial Reporting Award). This is the third time Nassau County has received this important award since inception of the Triple Crown program in 2019.

County Profile, Government and Local Economy

COUNTY PROFILE

Nassau County was formed in 1899 by the division of Queens County, after the western portion of Queens had become a borough of New York City in 1898. The County is the site of some of New York State's earliest colonial settlements, many of which date to the 1640s.

With a population of 1.38 million people as of July 1st, 2022, Nassau County's population is greater or equal to the population of 10 states.¹ The County occupies 287 square miles. The County is bordered by New York City (Queens) to the west, Suffolk County to the east, the Long Island Sound to the North and the Atlantic Ocean to the south, with nearly 188 miles of scenic coastline.

The County contains three townships (Hempstead, North Hempstead and Oyster Bay), two cities (Glen Cove and Long Beach), 64 incorporated villages, 56 school districts and approximately 200 special taxing districts that provide fire protection, water supply, and other services. Mineola is the County Seat. Land uses within the County are predominantly single-family residential, commercial, and industrial.



¹ [State Population Totals: 2020-2022 \(census.gov\)](https://www.census.gov)

GOVERNMENT STRUCTURE AND SERVICES

Since 1938, the County has operated under the County Charter. The County Executive and County Comptroller are elected by the voters of Nassau County, the County Executive as head of the executive branch of County government and the Comptroller as the independent overseer of the County’s finances. The legislative power of the County is vested in the elected 19-member County Legislature.

Nassau County government funds a wide range of municipal services, which include, but are not limited to, public safety, education and social services, public works (including highways, parks, water and sewer) recreational facilities, general administration and planning, and health services.



Nassau County’s Department of Parks, Recreation and Museums offer parks offer amenities and services for all.

ECONOMY

The County is considered an affluent suburban area. The median income is high and unemployment is low, as compared to New York State and the U.S. Moreover, the County continues to have a significantly smaller percentage of families below the poverty level than New York State and the United States.² Nassau County’s median household income is ranked 7th highest out of 3,143 counties in the U.S.

Category	County	State	U.S.
Median Household Income (2022)	\$126,576	\$75,157	\$ 69,021
Unemployment Rate (2022)	3.2%	4.6%	3.9%
Families Below Poverty Level (2022)	5.8%	13.9%	12.8%

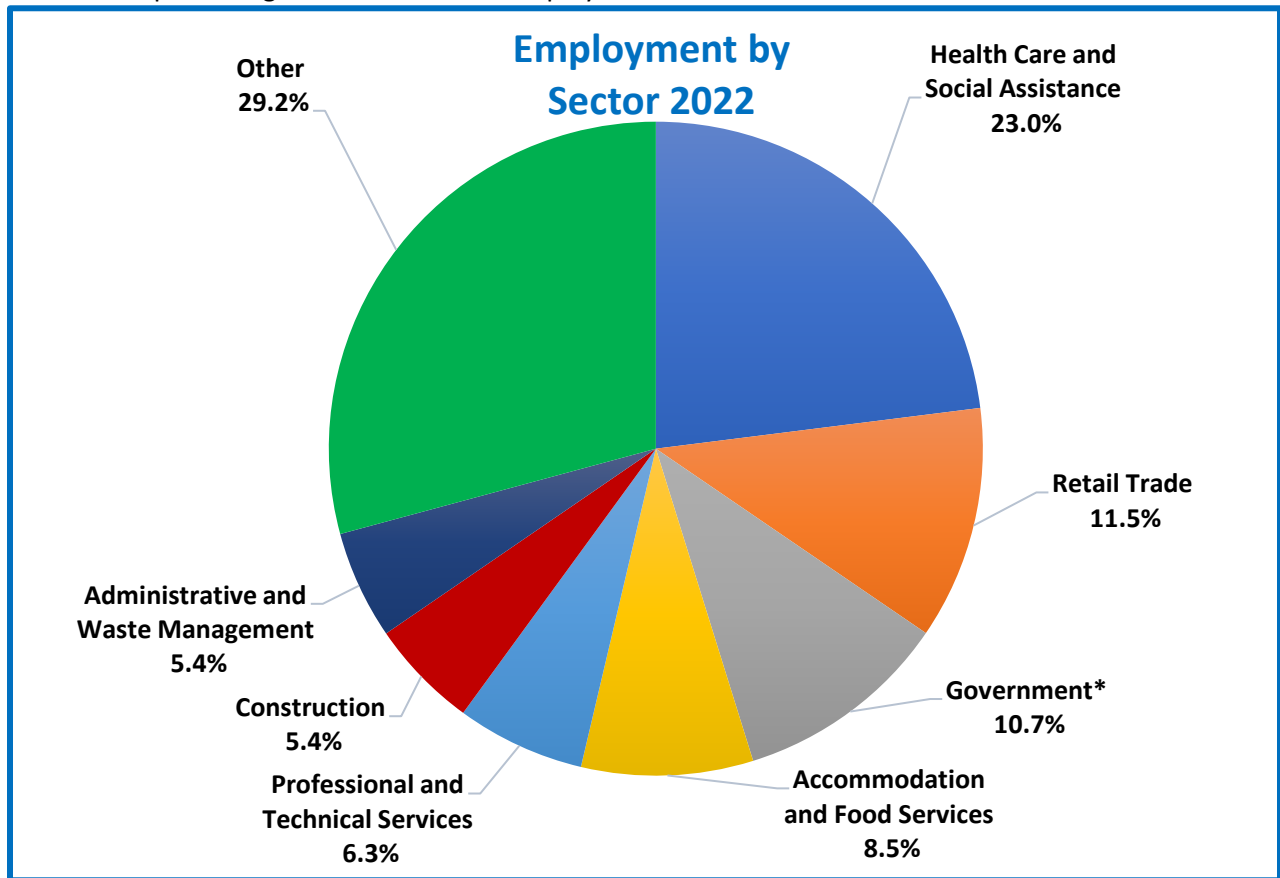
² SOURCES: : U.S. Census, 2021 and 2022 American Community Survey, 1-Year Estimates of unemployment , Compiled by the County from: New York State Department of Labor, “Labor Force and Unemployment Data,” <https://statistics.labor.ny.gov/lslaus.shtm>; U.S. Department of Labor, Bureau of Labor Statistics, “A-1. Employment status of the civilian noninstitutional population 16 years and over, 1987 to date,” <https://www.bls.gov/web/empsit/cpseca01.htm> These sources may revise the employment data later. The table above reflects the figures as of the date of original publication.

EMPLOYMENT INDUSTRIES³

There is diverse employment within Nassau County with more than 18 broad industries defined by the U.S Census and U.S. Bureau of Labor Statistics. The following pie chart reflects the top 7 employment industry sectors in 2022 by number of employees, each with more than 5% of total County employment. The remaining 11 sectors are grouped in “Other”, representing 29.2% of total County employment.

The Health Care and Social Assistance Sector represented the largest source of employment in Nassau County with 141,132 employees in 2022. Several of the hospitals in the County are rated among the best hospital facilities in the country. The second largest sector of employment was Retail Trade with 70,695 employees. Government employment represented the third largest source of employment with a total 65,351 employees made up of 56,761 local government employees, 5,193 federal employees, and 3,397 state employees.

Exhibit T-18 in the ACFR, lists industries from sectors with the greatest share of employment to the least. Exhibit T-19 provides greater detail of the employment industries for each sector.



³ Quarterly Census of Employment and Wages, developed through a cooperative program between the State of New York and the U. S. Bureau of Labor Statistics.

Overview of Financial Statements

The ACFR presents the County’s financial statements which are presented under two bases of presentation, Government Funds and Government-wide, in accordance with GAAP. The table below outlines the differences between the two sets of financial statements.⁴

Characteristics of Governmental Funds and Government-wide Financial Statements		
	Governmental Funds	Government-Wide
Scope	Reports on basic services of government, typically financed with taxes, fees and grants; makes up most of governmental activities.	Provides a broad, long-term, overview of the County’s finances in a manner similar to a private-sector business. Includes all activities of the government (except fiduciary), including governmental activities (governmental funds), and component units that are operationally codependent upon the primary government. If the County had business-type activities (enterprise funds), those funds would be included in Government-Wide Statements.
Measurement Focus and Basis of Accounting	Current (short-term) financial resources and modified accrual, which recognizes revenues, as they become measurable and available, and records expenditures when liabilities are incurred, similar to the budget	Economic resources (records assets and liabilities that exceed one year) and full accrual
Statements	<ul style="list-style-type: none"> • Balance Sheet • Statement of Revenues, Expenditures, and Changes in Fund Balances 	<ul style="list-style-type: none"> • Statement of Net Position • Statement of Activities

COMPONENT UNITS

The County and its component units comprise the financial reporting entity. Component units are legally separate organizations for which the County is financially accountable or other organizations whose nature and significant relationships with the County are such that exclusions

⁴ The chart above has been modified slightly to conform to Nassau County’s funds but otherwise is based on page 17 of the following publication: Mead, Dean, An Analyst’s Guide to Government Financial Statements. Second Edition. Norwalk, CT: Government Accounting Standards Board, 2012

would cause the County’s financial statements to be misleading.⁵ The presentation of component units is dependent on whether or not the component unit is blended or discretely presented. Blended component units are reported in the Governmental Fund Financial Statements as separate funds of the County and consolidated with the County as the Primary Government in the Government-wide financial statements. Discretely presented component units are not included in the Governmental Fund financial statements but are presented in the Government-wide financial statements separately from the Primary Government. Blended component units are included in the Governmental Fund and Government-wide financial statements depicted in the tables on page 9 and page 10, respectively.

The County’s component units are:

- I. Blended Component Units
 - a. the Nassau Interim Finance Authority (NIFA)
 - b. the Nassau County Tobacco Settlement Corporation (NCTSC) and
 - c. the Nassau County Sewer and Storm Water Finance Authority (NCSSWFA)
- II. Discretely Presented Major Component Units
 - a. the Nassau Health Care Corporation (NHCC)
 - b. the Nassau Community College (NCC)
- III. Discretely Presented Non-Major Component Units
 - a. the Nassau Regional Off-Track Betting Corporation (OTB)
 - b. the Nassau County Industrial Development Agency (NCIDA)
 - c. the Nassau County Local Economic Assistance Corporation (NCLEAC)
 - d. the Nassau County Bridge Authority (the Bridge Authority) and
 - e. the Nassau Land Bank Corporation (NC Land Bank)



⁵ Financial accountability can occur at the appointment of a voting majority of the component unit’s board, and (i) either the County’s ability to impose its will on the organization or (ii) there is a potential for the organization to provide a financial benefit to or impose a financial burden on the County. Financial accountability can also occur when the component unit is fiscally dependent on the County.

2022 Financial Results

The following tables and graphs are condensed from the information in the ACFR, for more detailed information, refer to the ACFR.

<https://www.nassaucountyny.gov/DocumentCenter/View/41191/Nassau-County-2022-ACFR>

THREE PRIMARY OPERATING FUNDS

The Three Primary Operating Funds consist of the General Fund⁶, the Police District Fund and the Sewer and Storm Resource District Fund, which each have different tax bases with activity that represents the daily operations of the County. These funds have annual budgets set by the County Executive and approved by the County Legislature and the Nassau County Interim Finance Authority (NIFA), the control board that oversees the County. Monitoring the fiscal activities of these funds is key to ensuring our policy makers and management have the relevant information needed to make sound decisions that ultimately have positive long-term impacts on the County's fiscal trajectory.

At fiscal year-end 2022, the fund balance in the Three Primary Operating Funds increased by \$235 million to \$1,148 million, on a GAAP basis. The increase in fund balance for the Three Primary Operating Funds in 2022 was lower than the increase in 2021 due to the 2022 payments of long-term liabilities, including over \$112 million of tax certiorari expenditures⁷ and the payment to New York State for \$122.9 million of deferred pension costs.

(Dollars in millions)	2020	% Change	2021	% Change	2022
Total Revenues	\$3,003	14%	\$3,416	2%	\$3,478
Total Expenditures	\$2,892	0%	\$2,900	12%	\$3,245
Excess of Revenues Over Expenditures	\$111	365%	\$516	-55%	\$233
Total Other Financing Sources (Uses)	\$17	212%	\$53	-97%	\$2
Net Change in Fund Balance	\$128	345%	\$569	-59%	\$235
Fund Balance at Beginning of Year	\$216	59%	\$344	165%	\$913
Fund Balance at End of Year	\$344	165%	\$913	26%	\$1,148

⁶ The General Fund included in the Three Primary Operating Funds is comprised of several funds that are managed separately but reported on a GAAP basis, as part of the General Fund, in accordance with GASB Statement 54.

⁷ The owner of any type of property can utilize tax certiorari to reduce their real estate taxes. Nassau County establishes the property assessment amount and responds to taxpayer grievances, and issues any property tax refunds, including refunds for underlying governments. Nassau County is unable to chargeback the tax refunds to the townships, cities, special districts and school districts, which has resulted in the County having to refund more in property taxes than it has collected since the 1948 amendment of the law. This inequity continues to affect County finances.

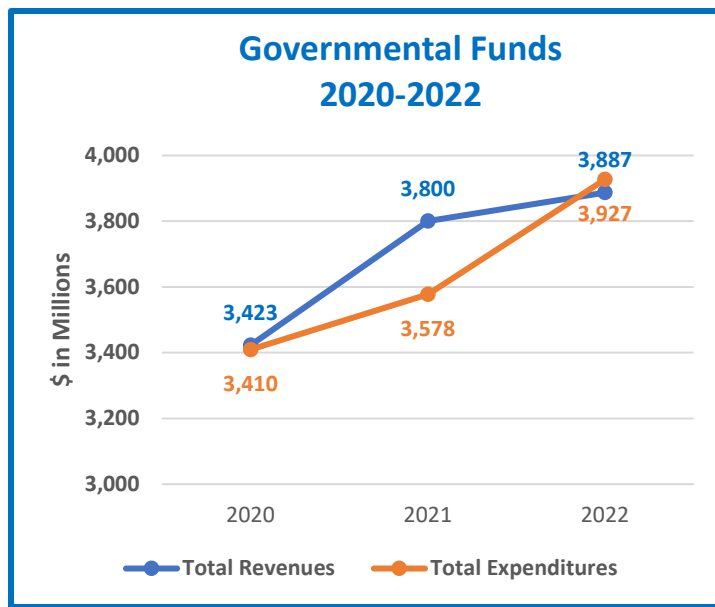
GOVERNMENTAL FUNDS

As explained on pages 6 and 7 in the Overview of Financial Statements, the ACFR presents the County's financial statements under two bases of presentation, Governmental Funds and Government-wide. The Governmental Funds includes the Three Primary Operating Funds and presents the short-term view of the financial results of the County. This form of reporting does not include the long-term liabilities and assets or the discretely presented component units.

The County's 2022 fiscal year Governmental Funds total fund balance increased by \$435 million to \$1.549 million, on a GAAP basis. The increases in the net change in fund balances since 2020 has enabled the County to reduce certain long-term liabilities and increase necessary reserves. The fiscal year net change in fund balance for the total government funds in both 2021 and 2022 was primarily attributed to higher sales tax revenues, benefitted from funds received from opioid litigation settlements and higher interest income.

	2020	% Change	2021	% Change	2022
Total Revenues	\$3,423	11%	\$3,800	2%	\$3,887
Total Expenditures	\$3,410	5%	\$3,578	10%	\$3,927
Excess of Revenues Over Expenditures	\$13	1598%	\$222	-118%	-\$40
Total Other Financing Sources (Uses)	\$3	9086%	\$257	85%	\$475
Net Change in Fund Balance	\$16	2916%	\$480	-9%	\$435
Fund Balance at Beginning of Year	\$618	3%	\$634	76%	\$1,114
Fund Balance at End of Year	\$634	76%	\$1,114	39%	\$1,549

For more detail, see Exhibit X-5 of the ACFR. Due to rounding, some totals may not correspond with the sum of the separate figures.



As seen in the Governmental Funds graph, expenditures in 2022 exceeded revenues by about 1%. The increase in expenditures in 2022 was largely due to the retroactive payments and 2022 longevity payments. Another major expenditure was the payment to reduce a portion of the outstanding pension deferral. It is acceptable for expenditures to exceed revenues when liabilities are reduced and there is sufficient cash on hand.

GOVERNMENT-WIDE

Government-wide funds present a broad, long-term overview of the County finances including component units and assets and liabilities in full accrual.

(\$ in millions)	2020	% Change	2021	% Change	2022
Ending Fund Balance -governmental funds	634	76%	1,114	39%	1,549
Assets not reported in funds	3,660	7%	3,924	10%	4,314
Deferred outflows of resources	1,728	-3%	1,683	22%	1,308
Deferred inflows of resources	(833)	-81%	(1,506)	22%	(1,173)
Premiums, Discounts and Accreted Interest on Debt	(388)	-31%	(508)	3%	(493)
Long-Term Liabilities not due and payable in current period					
Debt related	(3,529)	1%	(3,507)	-16%	(4,051)
Pension related	(1,080)	74%	(281)	74%	(74)
Other Post-Employment Benefits	(6,311)	-4%	(6,581)	-3%	(6,777)
Other long-term liabilities	(2,123)	-9%	(2,312)	24%	(1,761)
Net Position (Deficit)	(8,242)	3%	(7,974)	10%	(7,159)

For more detail, see Exhibit X-4 of the ACFR. Due to rounding, some totals may not correspond with the sum of the separate figures.

The County's Accumulated Net Position (Deficit) has improved from negative \$8,242 million at the end of 2020 to negative \$7,174 million as of December 31, 2022.

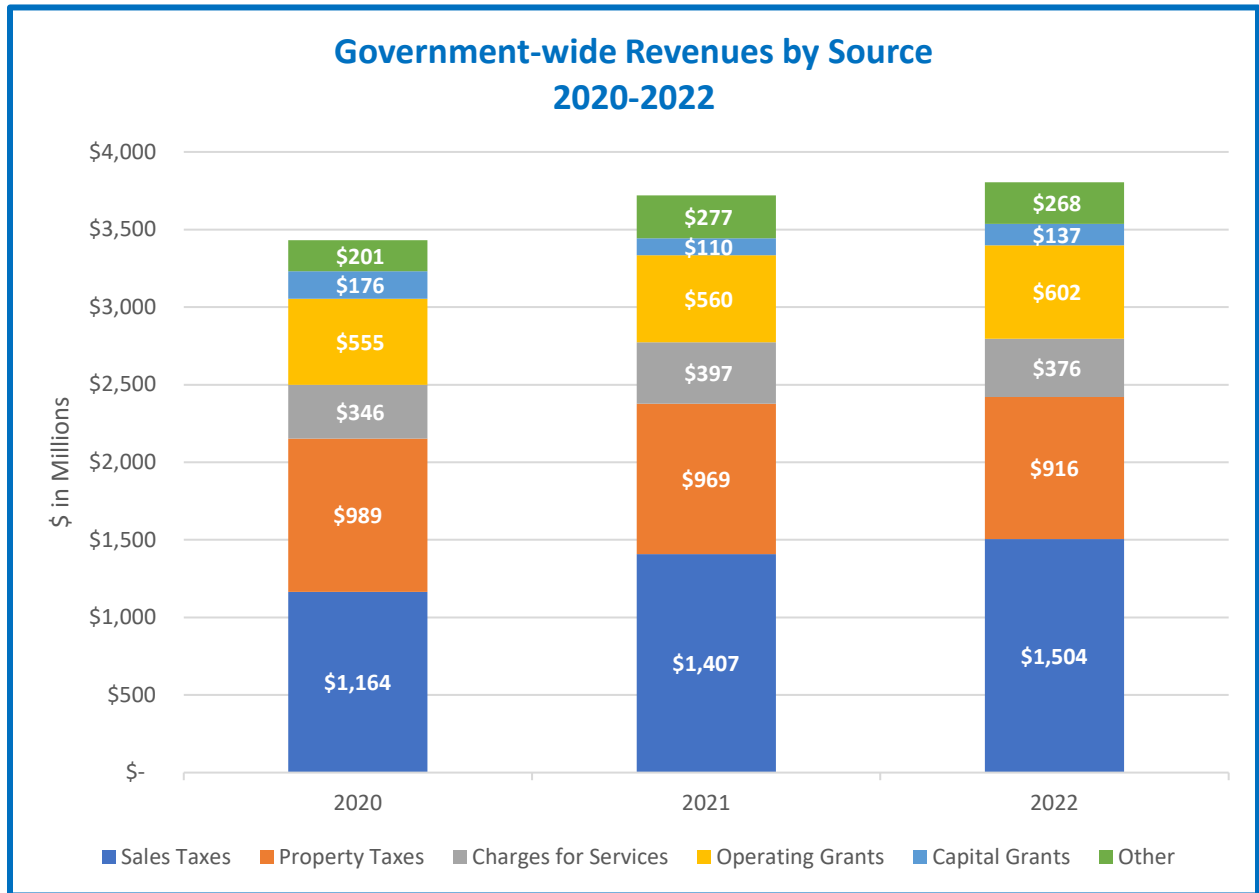
The trend in the Net Position over time may serve as a useful indicator of a government's financial position. Negative Net Positions are generally due to governments' long-term liabilities that are funded on a pay-as-you-go basis, appropriating resources each year as payments come due, rather than accumulating assets in advance.

Other Post Employment Benefits (OPEB) is an example of such a liability and the largest obligation contributing to the negative position at fiscal year-end 2022. OPEB relates to benefits that are due to employees who are entitled to health benefits upon retirement. The actuarially computed liability, which represents an estimate of future health benefits (insurance premiums) due but unfunded for Nassau County, including NIFA, was \$6,777 million as of December 31, 2022. New York State does not permit the establishment of reserves for this benefit. It is a "pay as you go" obligation, meaning that every year the County will pay for the cost of health care premiums as the costs are incurred.

County debt is the second most significant obligation contributing to the net deficit with \$3,740 million of debt as of December 31, 2022. Debt repayment is scheduled many years into the future and the County is obligated to pay the debt as it comes due.

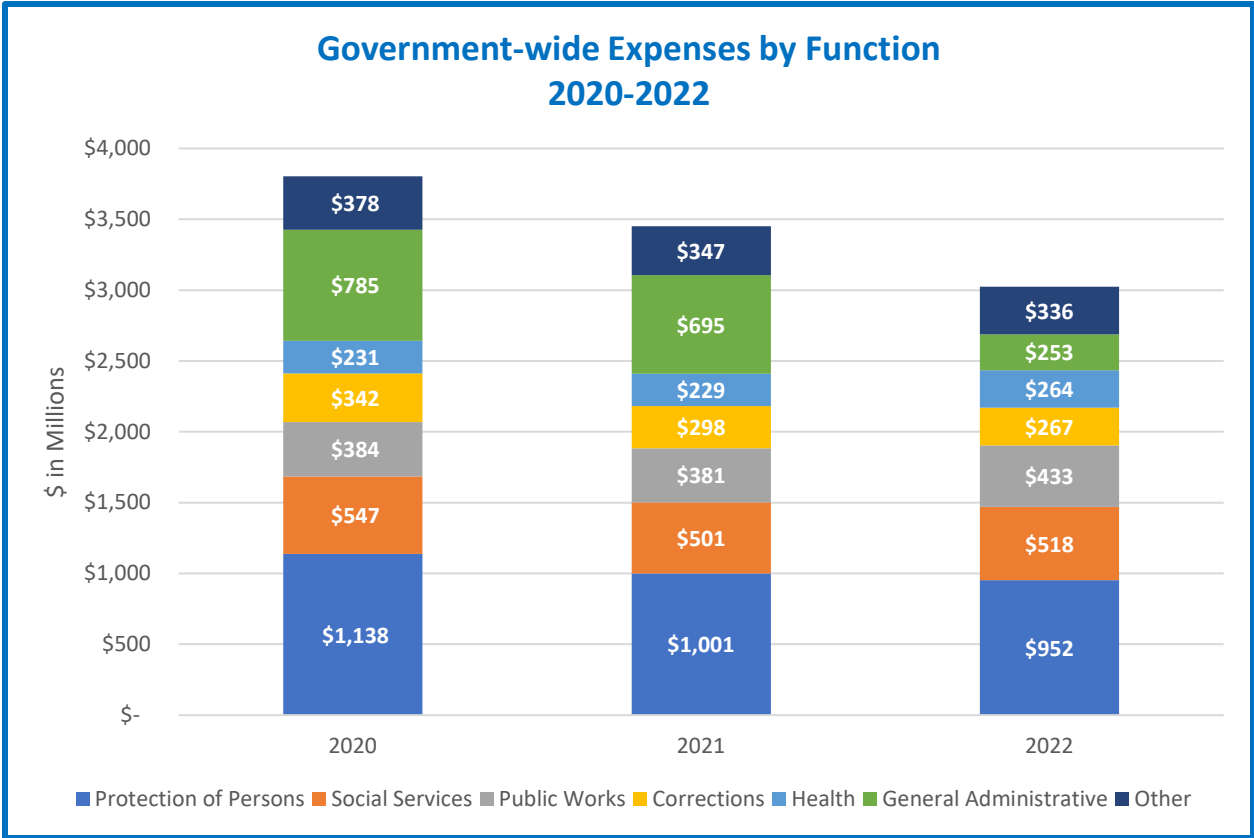
REVENUES BY SOURCE & EXPENSES BY FUNCTION

The following bar charts illustrate the revenues by source and the expenses by function, as reported in the Exhibit X-2 of the ACFR “Statement of Activities”.



The major components of revenues for the County were Sales Tax (39.6%) and Property Taxes (24.1%), followed by Operating Grants and Charges for Services (9.9%), as shown in the chart above. With the exception of 2020, which was the beginning of the COVID-19 pandemic, Sales Tax revenues have continued to increase, in part due to the June 2019 “Enhanced Internet Sales Tax” enacted by New York State. In 2021, the County Administration reduced the property tax levy in the 2022 budget.





Total expenses decreased from 2021 to 2022 by \$428.5 million. Public Works and Health/Social Services are the only functions which reflect an increase in expenses from 2020 to 2022. The remaining functions have experienced declines, most significantly General Administrative and Protection of Persons. The decrease in General Administration expenses was largely due to the resolution of a tax certiorari grievance with a utility that had been included as a liability in prior years. The decrease in Protection of Persons was due to a change in the net pension liability and OPEB.



The Nassau County Department of Public Works manages nearly 1,600 lane-miles of public roadway, the County’s fleet of vehicles, bike paths, groundwater, wastewater management, storm water management and more.

LONG-TERM DEBT OBLIGATIONS

Outstanding long-term total serial bond debt including accreted interest reported by the County as of December 31, 2022, was \$3,740 million an increase of \$416 million since December 31, 2020. \$161 million of the increase in Long-Term Obligations from 2020 to 2022 is due to the increase in SRF⁸ Bonds in 2022 related to the funding of the Bay Park Conveyance Project and the General Obligation bonds issued by the County in 2022 to fund various capital projects.

Of the \$3,740 million of total serial bonds and accreted interest outstanding, \$3,244 million is County-secured debt and the balance of \$496 million is recourse only to NCTSC, secured by the payment from the Tobacco Settlement Revenue.

NHCC is a discretely presented component unit of the County, therefore its debt is not included in the table below.⁹ As of December 31, 2022, NHCC had \$115.1 million of bonds outstanding which are paid by NHCC and guaranteed for repayment by Nassau County. The NHCC bonds will be fully retired by August 1, 2029.

(\$ in millions)	2020	% Change	2021	% Change	2022
General Obligation County Bonds	\$2,291	-33%	\$1,546	16%	\$1,789
NYS EFC Revolving Fund Bonds ⁸	\$71	-8%	\$65	257%	\$232
Total Serial Bonds - County	\$2,362	-32%	\$1,611	25%	\$2,021
NIFA Sales Tax Secured Bonds	\$370	211%	\$1,148	0%	\$1,148
Sewer Financing Authority	\$100	-12%	\$87	-14%	\$75
Tobacco Settlement Asset Backed Bonds	\$399	-3%	\$388	-1%	\$384
Total Serial Bonds - Blended Component Units	\$869	87%	\$1,624	-1%	\$1,607
Total Serial Bonds	\$3,230	0%	\$3,235	12%	\$3,628
Accreted interest - Tobacco Settlement Asset-Backed Bonds	\$94	10%	\$103	9%	\$112
Total Serial Bonds and Accreted Interest	\$3,324	0%	\$3,338	12%	\$3,740

For more detail, see Table 5 in the section on "Debt" in the Management Discussion and Analysis of the ACFR. Due to rounding, some totals may not correspond with the sum of the separate figures.

⁸ The State Revolving Fund (SRF) Bonds are issued by the New York State Environmental Facilities Corporation which provides funds to Nassau County and other local governments for capital projects related to clean water and drinking water.

⁹ The independent auditors for the County's hospital, Nassau Health Care Corporation (NHCC), reported substantial doubt about its ability to continue as a going concern. NHCC has experienced recurring operating losses for several years.



Budget – General Fund

Governments make program and service decisions and allocate scarce resources to programs and services through the budget process. As a result, the budget process is one of the most important activities undertaken by governments.¹⁰

The County cannot legally incur expenditures for which no appropriation has been previously provided, either at the time of initial budget adoption or through subsequent supplemental appropriation, resulting in Total Budgetary Authority. The variances in the table below are a comparison of the General Fund’s Actual Results, adjusted to a budgetary basis, to the original budget.

Table 5				
2022 General Fund - Comparison of Actual Budgetary Results VS. Original Budgetary Authority				
(\$ in Millions)	Original Budget	Actual on a Budgetary Basis	Original vs. Actual	
Total Revenues	\$2,789	\$2,875	\$ 86.1	Favorable
Total Expenditures	\$2,925	\$2,855	\$ (70.3)	Favorable
Net Other Financing Sources/(Uses)	-\$11	\$47	\$ 57.6	Favorable
Net Change in Fund Balance	-\$148	\$66	\$ 214.0	Favorable

For more detail, see Exhibits X-7, B-1 and B-2 of the ACFR. Due to rounding, some totals may not correspond with the sum of the separate figures.

In 2022, the County exceeded budgeted revenues and had lower expenditures than budgeted, resulting in a net change of \$66 million in the fund balance of the General Fund, on a budgetary basis.

¹⁰ [Recommended Budget Practices from the National Advisory Council on State and Local Budgeting \(gfoa.org\)](https://www.gfoa.org/recommended-budget-practices)

Rating Agency – General Obligation Debt Ratings Upgraded

Bond ratings are a measure of the credit quality of a bond, and the likelihood of repayment to bond investors. Bonds with higher ratings are considered safer investments than bonds with lower ratings. Higher bond ratings should result in lower interest rates, which save taxpayer dollars.

S&P upgraded its rating of Nassau County in May 2022 from A+ to AA-, Moody’s upgraded its rating in May 2023 from A1 to Aa3 and Fitch upgraded its rating in May 2023 from A to A+.

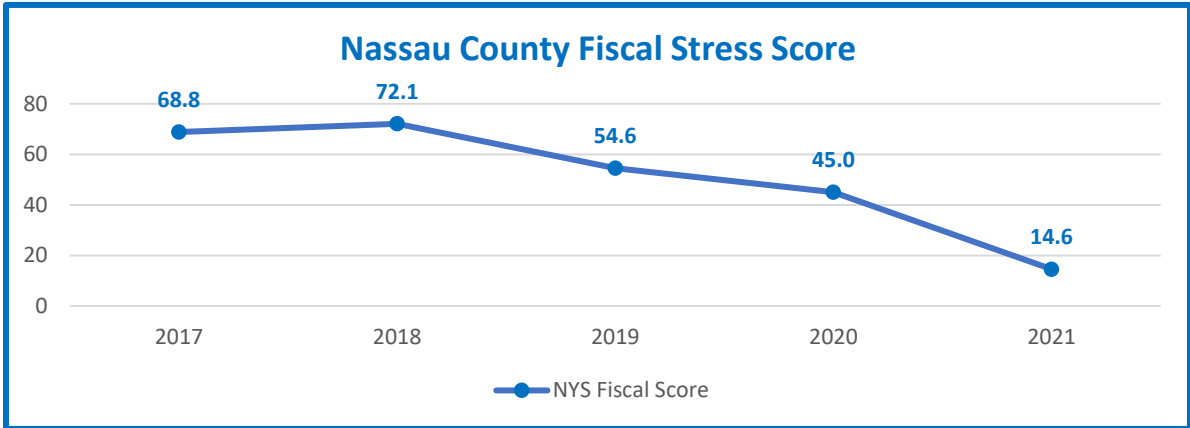
The County's Long-Term General Obligation Debt Ratings				
	22-Dec		23-May	
	Rating	Outlook	Rating	Outlook
Moody's Investor Services	A1	Positive	Aa3	Positive
S&P Global Ratings	AA-	Stable	AA-	Stable
Fitch Ratings	A	Stable	A+	Stable

New York State – Fiscal Stress Monitoring

The New York State Office of State Comptroller developed a public fiscal stress monitoring system to identify local governments and school districts that are in fiscal stress, as well as those showing susceptibility to fiscal stress. Based on the fiscal score, the system assigns an entity to one of three categories of stress with a lower score being better than the higher score:

1. Significant Fiscal Stress - a score of 65 to 100.
2. Moderate Fiscal Stress - a score of 55 to 64.9.
3. Susceptible to Fiscal Stress - a score of 45 to 54.9.
4. No Designation - a score of 44.9 to 0.

The following graph indicates that the score for Nassau County has moved favorably in the past 3 years from scores indicating a level of fiscal stress to a level in 2021 indicating no susceptibility to fiscal stress. The Fiscal Stress score for 2022 is expected to be issued by the New York State Office of State Comptroller in September 2023.



Open Nassau


Through the Open Nassau portal located at <https://opennassau.nassaucountyny.gov/>, Nassau County provides public access to comprehensive information about how tax dollars are being used. The County's "Open Checkbook" provides details on revenue and spending, Open Payroll provides insight to compensation to the County's 8,000 employees, and Open Budget offers detailed information about the County's annual budgets.

Acknowledgements

Significant efforts were made by the Accounting Division in the Office of the Comptroller and throughout the County to prepare the County's Fiscal Year 2022 Annual Comprehensive Financial Report, from which much of the content of this report was adopted.

Comments or Suggestions

This financial report is designed to provide a general overview of the Nassau County, NY government's finances for all those with an interest in the government's finances. Questions concerning any of the information provided in this report or requests for additional financial information, see the website for the Office of the Nassau County Comptroller at <https://www.nassaucountyny.gov/1590/County-Comptroller> and/or for comments or suggestions on how we can improve the PAFR, please contact the Comptroller's office at NCComptroller@nassaucountyny.gov or 516-571-2386.



Nassau County's Museum Row in Uniondale offers something for people of every age.



Nassau County is home to dozens of parks, museums, marinas, nature preserves, beaches and more.

