

MONTHLY COUNTY BUDGET REPORT

For the Period Ending February 29, 2012

Nassau County

Long Island, New York



Edward P. Mangano, County Executive

Office of Management and Budget
Office of the County Executive
March 20, 2012

DEPARTMENT OF MANAGEMENT, BUDGET & FINANCE

Deputy County Executive

Timothy Sullivan

Budget Director

Eric Naughton

Office of Management & Budget

Finance & Operations Unit

**Randy Ghisone
Robert Conroy
Ann Hulka
Steve Conkling
Vivek Singh
Susan Richer
Irfan Qureshi
Narda Hall
Martha Worsham
Joseph Schiliro
Anthony Romano
Ryan Studdert
Eleanor McCormack
John Macari**

Grants Management Unit

**Stephen Feiner
Richard Haemmerle
Joseph Devito**

Project & Performance Management

**Rosanne D'Alleva
Douglas Cioffi
Christopher Nolan
Steve Munzing
John Quinlan**

TABLE OF CONTENTS

Executive Summary

Overview	1
Narrative/Operating Results	4
Variations & Explanations: February Monthly Projection vs. 2012 Adopted Budget	7

Fund and Department Detail

Major Funds Summary and Detail	9
Department Detail	17
Selected Salary and Fringe Benefit Detail	65

Smart Government Initiatives

Police Department	74
Sheriff's Department	77

Key Performance Indicators

Full-Time & Contract Employee Staffing	83
Full-Time Staffing by Grant	86
Full-Time Staffing by Union	87
Overtime Hours	88
Utilities Spending	89
DSS Caseload Graphs	90
Correctional Center Inmate Population	92
Nassau Regional Off-Track Betting Corporation	93
Tax Certiorari Report	94

EXECUTIVE SUMMARY

FISCAL 2012 MONTHLY FINANCIAL REPORT



OVERVIEW

The Office of Management and Budget (OMB) is pleased to issue the 2012 February Financial Report. As in the past, the County is reporting its financial results on a budgetary basis, which is a comparison to the County's Adopted Budget.

On January 26, 2011, the Nassau County Interim Finance Authority (NIFA) instituted a control period over County finances. NIFA indicated that its decision to enact the control period resulted from its projection that the County's 2011 Adopted Budget had a deficit when calculated using the Generally Accepted Accounting Principles (GAAP) basis of accounting. NIFA is required to measure the County's results on this GAAP basis.

In the fall of 2011, NIFA agreed to conditionally allow the County a transition to achieving a GAAP balance between revenues and expenditures (excluding other financing sources) by the final year of the Multi-Year Plan in 2015, subject to the County achieving at least \$150 million in labor-related savings by February 2012. The County acknowledges that it continues to project a GAAP deficit (excluding other financing sources) in each year until 2015, and that the NIFA control period will likely need to extend through that time, and plans to use the transitional borrowing conditionally allowed by NIFA to substantially fund tax certiorari refunds, other judgments and settlements, and termination payments until it can bring its operating expenditures in line with its operating revenues and produce a balanced budget (excluding other financing sources). Proceeds from these borrowings, which require approval by NIFA as such borrowings are necessary and in conformity with NIFA's conditions, do not contribute to GAAP revenues due to the accounting treatment prescribed by GAAP.

In its efforts to strive towards budgetary balance, the County implemented several initiatives in 2011, including the following:

- Layoffs in July and December 2011;
- Elimination of step increases and cost of living adjustments (COLAs) for all employees;
- A voluntary separation incentive program;
- Targeted redeployment of Police and Correctional Center officers to decrease the amount of overtime;
- Outsourcing medical care for Correctional Center inmates;
- Expansion in the housing of Federal and Suffolk County inmates;
- Sales of various land leases and excess County-owned land; and
- The use of bond proceeds to pay for Termination Costs, Tax Certiorari and other Judgments & Settlements as the County transitions to structural balance and the elimination of the County Guarantee.

FISCAL 2012 MONTHLY FINANCIAL REPORT



These initiatives will have to be coupled with new initiatives to achieve GAAP balance, which is the goal.

Because of the layoffs and voluntary incentive program at the end of 2011, the fulltime headcount for the major funds at the end of February 2012 was 7,621 positions compared to 7,861 at the end of December 2011, representing a reduction of 240 positions. Despite these efforts and the other initiatives listed above, the County continues to face fiscal challenges in 2012. The County's labor contracts are not sustainable and must be restructured.

The projections in the tables that follow are based on the headcount at the end of February 2012. We are assuming that there will be future attrition savings of \$5.5 million, excluding uniformed members of the Police Department. The attrition savings are recognized in the Budget Department as a placeholder and will be allocated in subsequent months as the savings are recorded in each department. Most revenue items and OTPS expenses are projected at the Adopted Budget level because at this early point in the fiscal year, there are no indications that the budgeted numbers will have a variance. Currently, the County is projecting a deficit of \$69.3 million without any corrective actions. The Administration has developed numerous initiatives and is in the process of implementing them. The value of the actions listed below represents savings that will be achieved in 2012. For many of the actions, the savings will be greater on an annualized basis.

Gap Prior to Corrective Actions (\$'s in millions)	(69.3)
Police Precincts/Separation Incentive	17.3
Police Long-Term Disability Retirements	1.9
Police Operation Improvements	4.5
Correction Officers Long-Term Disability Retirements	1.9
Correctional Center Civilianization	0.9
Reduction of 207-C Expenses	0.5
Hiring of Part-time Correction Officers	2.7
Transportation & Court Reform	1.6
Additional Labor Savings	25.0
Gap After Corrective Actions	(13.0)¹

Contained within this document is a status report for each initiative. We have identified the steps that have been taken and the steps that remain to fully implement each initiative. In addition, we have indicated the projected savings for this fiscal year, as well as the projected annual savings in the out-years

Additional Labor Savings

The Administration has targeted \$25 million of further labor savings. A portion of these savings will be achieved through the extension of the Voluntary Separation Incentive Program II 2011 (VSIP II 2011). The extended incentive window is effective February 21, 2012 through and including March 22, 2012.

¹ The gap would be larger when GAAP is applied.

FISCAL 2012 MONTHLY FINANCIAL REPORT



The Administration prefers to achieve further savings through negotiations; however, if the required labor savings cannot be achieved by this method, the Administration will take the necessary steps to balance the budget on a budgetary basis, but not on a GAAP basis.

The fact that the County would still end the year with a GAAP deficit despite the actions listed above, illustrates not only the need to strictly manage headcount, but also achieve contractual labor savings.

Coupled with the previously stated initiatives, the Administration has developed a contingency plan (shown below) to balance the budget on a budgetary basis only, not on a GAAP basis.

Contingency Plan (\$s in millions)	Annual Impact
Red Light Cameras (Phase II)	\$10.0
LIE Surcharge	5.0
Elimination of LIRR Station Maintenance	28.1
Lag Payroll	24.0
Use of Some Proceeds From P3 Sewer Transaction	TBD



EXPENDITURE RESULTS

Salaries, Wages & Fees

Projected Salaries Expense for 2012 for the five major funds is \$813.3 million, which is \$126.6 million higher than the 2012 Adopted Budget. During the year the County will be able to reduce the projected expenses through successful implementation of the various corrective actions. However, after these actions there will be a shortage in the salary budget because NIFA has informed the County that it will not allow the County to bond for termination compensation that was not associated with CSEA headcount reductions after the 2012 Adopted Budget was adopted. This action is inconsistent with their approval of the Budget, which did not provide funds for termination compensation.

Headcount

As of February 29, 2012, the County had 7,621 full-time employees for the five major funds, which represents 240 fewer employees than year-end 2011 and 23 fewer employees than January 31, 2012.

Overtime

Through February 29, 2012, the Police Department incurred approximately \$4.3 million in overtime expense and expects to end 2012 with \$48 million in overtime expense. Through February 29, 2012, the Sheriff/Correctional Center incurred approximately \$1.3 million in overtime expense and expects to end 2012 with \$19.7 million in overtime expense. However, based on the corrective actions listed earlier, the projections for overtime will be reduced significantly.

Employee Benefits

The 2012 Adopted Budget for Employee Benefits for the five major funds is \$511.8 million. This includes a variety of expenses such as pensions, employee and retiree health insurance, and Workers' Compensation. For 2012, Employee Benefits are projected to be \$485.9 million, a \$25.9 million savings from the 2012 Adopted Budget, primarily attributable to lower than budgeted Health Insurance Costs due to lower composite based premium increases as well as a declining number of individuals on the health insurance rolls.

General Expenses

General Expenses for 2012 are projected to be approximately \$30.5 million, an approximate \$0.2 million deficit compared to the Adopted 2012 Budget of \$30.3 million.

FISCAL 2012 MONTHLY FINANCIAL REPORT



Contractual Expenses

Contractual Services for 2012 are projected to be \$213.7 million, an approximate \$0.1 million deficit compared to the Adopted 2012 Budget of \$213.6 million.

Debt Service Costs (Principal & Interest)

Debt Service Costs are projected to be \$5.1 million less than the \$162.9 million budgeted primarily due to delayed borrowings and lower than anticipated borrowing amounts. In addition, Debt Service Costs associated with the Tax Anticipation Notes (TANS) issued in December 2011 will be less than projected in the 2012 Adopted Budget.

Other Expense

Included in Other Expenses are budgeted contingency funds which will not be expensed but instead will be used to offset expenses in other areas.

Recipient Grants

A surplus of approximately \$6.4 million is projected primarily due to a lower than projected number of caseloads under the Temporary Assistance for Needy Families (TANF) and Safety Net Programs.

Emergency Vendor Payments

A deficit of \$1.6 million is projected primarily due to higher utility costs and the cost of providing institutional care to foster children.

FISCAL 2012 MONTHLY FINANCIAL REPORT



REVENUE RESULTS

Investment Income

A deficit of approximately \$1.2 million is projected primarily due to lower investment rates than was anticipated in the budget.

Rents & Recoveries

Rents & Recoveries for 2012 are projected to be approximately \$17.2 million, an approximate \$0.3 million surplus compared to the Adopted 2012 Budget of \$16.9 million.

Department Revenues

Department Revenues for 2012 are projected to be \$171.2 million, an approximate \$0.8 million deficit compared to the Adopted 2012 Budget of \$172.0 million and is primarily due to a lower projected number of housed Suffolk County Inmates at the correctional facility than originally anticipated.

Capital Backcharges

Capital Backcharges for 2012 are projected to be \$3.7 million, a reduction of \$6.2 million from the 2012 Adopted Budget and is primarily attributable to a change in accounting treatment for salaries charged to Capital projects as well as a lack of available funds for capital projects in the Police Department. Each department will directly expense its time to the 2012 capital projects. Revenues associated with capital back charges for work done in the fourth quarter of 2011 will be realized in 2012.

Federal Aid

Federal Aid for 2012 is projected to be \$159.5 million as compared to the 2012 Adopted Budget of \$165.1 million. The decrease of \$5.5 million is primarily associated with a lower than projected number of caseloads under the Temporary Assistance for Needy Families Program (TANF).

FISCAL 2012 MONTHLY FINANCIAL REPORT



Expense Variance Explanations - 2012 Adopted Budget

OBJECT AND NAME	2012 Adopted Budget	Feb Projections	Variance	Explanations
AA - SALARIES, WAGES & FEES	686,673,715	813,284,492	(126,610,777)	Based on current staffing levels, many of the departments are projected to be over budget for salaries. In addition, non-police attrition savings of \$5.5 million are projected in the Budget Department as a place holder. Terminal Leave has been increased to reflect a portion of the liability associated with the Police Voluntary Separation Incentive Program. The projections do not reflect the savings from the various initiatives because they have not been fully implemented.
AB - FRINGE BENEFITS	481,416,054	455,486,710	25,929,344	Along with lower Health Insurance rate increases as has been previously reported, there were fewer active employees on the Health Insurance Rolls in February 2012, which should further reduce the projection for Fringe Benefits in 2012.
AC - WORKERS COMPENSATION	30,399,332	30,399,332	-	
BB - EQUIPMENT	1,481,429	1,481,429	-	
DD - GENERAL EXPENSES	30,310,790	30,467,791	(157,001)	A deficit is projected primarily due to increased postage cost.
DE - CONTRACTUAL SERVICES	213,612,365	213,656,536	(44,171)	
DF - UTILITY COSTS	37,624,375	37,624,375	-	
DG - VAR DIRECT EXPENSES	5,000,000	5,000,000	-	
FF - INTEREST	93,863,296	89,642,463	4,220,833	A surplus is projected due to delayed and reduced borrowing.
GA - LOCAL GOVT ASST PROGRAM	62,852,361	62,852,361	-	
GG - PRINCIPAL	69,011,202	68,136,202	875,000	A surplus is projected due to delayed and reduced borrowing.
HC - NHC ASSN EXP - NASSAU HEALTH CARE ASSN	13,000,000	13,000,000	-	
HD - DEBT SERVICE CHARGEBACKS	345,015,740	339,919,907	5,095,833	A surplus is projected due to delayed and reduced borrowing. The projected surplus will be offset by Debt Service Chargeback Revenue.
HF - INTER-DEPARTMENTAL CHARGES	155,436,060	155,436,060	-	
HH - INTERFD CHGS - INTERFUND CHARGES	19,332,746	19,332,746	-	
LB - TRANSF TO GENERAL FUND	-	225,000	(225,000)	A shortfall reflects the transfer from the Police Department to the Budget Department to fund the expenses for Evidence Analysis that were previously outsourced by the Police Department. The projected shortfall will be offset by Interfund Transfers.
MM - MASS TRANSPORTATION	42,217,100	42,217,100	-	
NA - NCIFA EXPENDITURES	2,025,000	2,025,000	-	
OO - OTHER EXPENSE	385,837,230	360,868,240	24,968,990	It is anticipated that the contingency portion of other expense will be used to offset expenses in other areas.
PP - EARLY INTERVENTION/SPECIAL EDUCATION	172,975,000	172,975,000	-	
SS - RECIPIENT GRANTS	74,645,000	68,250,000	6,395,000	A surplus is projected primarily as a result of a lower than projected number of caseloads under the Temporary Assistance for Needy Families (TANF) and Safety Net programs.
TT - PURCHASED SERVICES	57,944,683	58,100,000	(155,317)	
WW - EMERGENCY VENDOR PAYMENTS	64,396,824	66,000,000	(1,603,176)	A deficit is projected primarily due to higher utility costs and costs of providing institutional care to foster children.
XX - MEDICAID	248,838,445	248,838,445	-	
	3,293,908,747	3,355,219,188	(61,310,441)	

2012 February Salary Variance

Salaries & Wages :	\$Amount
2012 Savings Included in Adopted Budget	(132.0)
Workforce Reduction FT only	35.9
Savings in PT based on On Board HC	3.1
Savings in SE	1.8
Salary Savings from Board of Elections	3.6
Forecasted 2012 Attrition Savings (Excluding Police Incentive)	5.5
Term Leave Expense not being bonded	(23.6)
Additional Overtime	(28.6)
PW transfer to CAP Fund	7.8
Salary Variance	(126.6)

FISCAL 2012 MONTHLY FINANCIAL REPORT



Revenue Variance Explanations - 2012 Adopted Budget

OBJECT AND NAME	2012 Adopted Budget	Feb Projections	Variance	Explanations
BA - INT PENALTY ON TAX	28,500,000	28,500,000	-	
BC - PERMITS & LICENSES	12,029,332	12,029,332	-	
BD - FINES & FORFEITS	51,249,708	51,249,708	-	
BE - INVEST INCOME	3,626,400	2,379,784	(1,246,616)	A deficit is projected primarily due to lower investment earnings rates than was anticipated in the budget.
BF - RENTS & RECOVERIES	16,894,401	17,238,889	344,488	
BG - REVENUE OFFSET TO EXPENSE	21,984,354	21,984,354	-	
BH - DEPT REVENUES	171,941,513	171,164,486	(777,027)	A deficit is projected primarily due to an estimated lower number of Suffolk County Inmates than originally anticipated.
BI - CAP BACKCHARGES	9,887,864	3,655,300	(6,232,564)	A deficit is projected due to a change in accounting treatment for salaries charged to capital projects.
BJ - INTERDEPT REVENUES	155,436,060	155,436,060	-	
BO - PAY LIEU TAX - PAYMENT IN LIEU OF TAXES	8,661,865	8,661,865	-	
BQ - D/S FROM CAP - DEBT SERVICE FROM CAPITAL	103,138,378	103,138,378	-	
BV - DEBT SERVICE CHARGEBACK REVENUE	345,015,739	339,919,906	(5,095,833)	A deficit is projected due to delayed and reduced borrowing. The projected deficit will be offset by Debt Service Chargeback Expense.
BW - INTERFD CHGS - INTERFUND CHARGES REVENUE	74,139,205	84,504,993	10,365,788	Reflects a supplemental appropriation from the Police Retirement Reserve Fund to help cover the liability associated with the Police Voluntary Separation Incentive Program.
FA - FEDERAL AID - REIMBURSEMENT OF EXPENSES	165,063,957	159,522,370	(5,541,587)	A deficit is projected primarily due to a lower than projected number of caseloads under the Temporary Assistance for Needy Families program (TANF) as well as lower reimbursements in connection with lower projected salary levels.
IF - INTERFD TSFS - INTERFUND TRANSFERS	-	225,000	225,000	A surplus reflects the transfer from the Police Department to the Budget Department to fund the expenses for Evidence Analysis that were previously outsourced by the Police Department. The projected surplus will be offset by Transfers to General Fund.
SA - STATE AID - REIMBURSEMENT OF EXPENSES	234,814,429	234,793,313	(21,116)	
TA - SALES TAX CO - SALES TAX COUNTYWIDE	970,802,675	970,802,675	-	
TB - PART COUNTY - SALES TAX PART COUNTY	85,385,709	85,423,241	37,532	A surplus is projected due to an adjustment for City of Glen Cove which was received after the adoption of the budget.
TL - PROPERTY TAX	804,331,558	804,331,558	-	
TO - OTB 5% TAX	3,229,600	3,229,600	-	
TX - SPECIAL TAXES - SPECIAL TAXES	27,776,000	27,776,000	-	
	3,293,908,747	3,285,966,812	(7,941,935)	

**FUND AND
DEPARTMENT DETAIL**

FISCAL 2012 MONTHLY FINANCIAL REPORT



MAJOR FUNDS					
E/R	OBJECT AND NAME	2012 Adopted Budget	Current Obligation	February Projections	Variance
GEN	AA - SALARIES, WAGES & FEES	686,673,715	135,207,413	813,284,492	(126,610,777)
	AB - FRINGE BENEFITS	481,416,054	42,260,803	455,486,710	25,929,344
	AC - WORKERS COMPENSATION	30,399,332	681,880	30,399,332	-
	BB - EQUIPMENT	1,481,429	2,304	1,481,429	-
	DD - GENERAL EXPENSES	30,310,790	6,787,552	30,467,791	(157,001)
	DE - CONTRACTUAL SERVICES	213,612,365	125,893,276	213,656,536	(44,171)
	DF - UTILITY COSTS	37,624,375	7,954,622	37,624,375	-
	DG - VAR DIRECT EXPENSES	5,000,000	-	5,000,000	-
	FF - INTEREST	93,863,296	5,277,801	89,642,463	4,220,833
	GA - LOCAL GOVT ASST PROGRAM	62,852,361	(15,930,090)	62,852,361	-
	GG - PRINCIPAL	69,011,202	8,435,000	68,136,202	875,000
	HC - NHC ASSN EXP - NASSAU HEALTH CARE ASSN	13,000,000	-	13,000,000	-
	HH - INTERFD CHGS - INTERFUND CHARGES	19,332,746	2,166,748	19,332,746	-
	LB - TRANSF TO GENERAL FUND	-	-	225,000	(225,000)
	MIM - MASS TRANSPORTATION	42,217,100	901,858	42,217,100	-
	NA - NCIFA EXPENDITURES	2,025,000	-	2,025,000	-
	OO - OTHER EXPENSE	385,837,230	13,057,781	360,868,240	24,968,990
	PP - EARLY INTERVENTION/SPECIAL EDUCATION	172,975,000	121,896,421	172,975,000	-
	SS - RECIPIENT GRANTS	74,645,000	10,705,548	68,250,000	6,395,000
	TT - PURCHASED SERVICES	57,944,683	30,868,755	58,100,000	(155,317)
	WW - EMERGENCY VENDOR PAYMENTS	64,396,824	35,705,313	66,000,000	(1,603,176)
	XX - MEDICAID	248,838,445	39,903,131	248,838,445	-
Expenses excluding Interdepartmental Transfers		2,793,456,947	571,776,115	2,859,863,221	(66,406,274)
	Interdepartmental Transfers	500,451,800	3,570	495,355,967	5,095,833
Total Expenses Including Interdepartmental Transfers		3,293,908,747	571,779,685	3,355,219,188	(61,310,441)
REV	BA - INT PENALTY ON TAX	28,500,000	6,893,719	28,500,000	-
	BC - PERMITS & LICENSES	12,029,332	1,701,024	12,029,332	-
	BD - FINES & FORFEITS	51,249,708	5,873,687	51,249,708	-
	BE - INVEST INCOME	3,626,400	128,932	2,379,784	(1,246,616)
	BF - RENTS & RECOVERIES	16,894,401	2,445,196	17,238,889	344,488
	BG - REVENUE OFFSET TO EXPENSE	21,984,354	(1,638,768)	21,984,354	-
	BH - DEPT REVENUES	171,941,513	10,475,457	171,164,486	(777,027)
	BI - CAP BACKCHARGES	9,887,864	-	3,655,300	(6,232,564)
	BO - PAY LIEU TAX - PAYMENT IN LIEU OF TAXES	8,661,865	5,971,647	8,661,865	-
	BQ - D/S FROM CAP - DEBT SERVICE FROM CAPITAL	103,138,378	-	103,138,378	-
	BW - INTERFD CHGS - INTERFUND CHARGES REVENUE	74,139,205	1,733,125	84,504,993	10,365,788
	FA - FEDERAL AID - REIMBURSEMENT OF EXPENSES	165,063,957	8,769,579	159,522,370	(5,541,587)
	IF - INTERFD TSFS - INTERFUND TRANSFERS	-	-	225,000	225,000
	SA - STATE AID - REIMBURSEMENT OF EXPENSES	234,814,429	12,172,663	234,793,313	(21,116)
	TA - SALES TAX CO - SALES TAX COUNTYWIDE	970,802,675	36,160,126	970,802,675	-
	TB - PART COUNTY - SALES TAX PART COUNTY	85,385,709	-	85,423,241	37,532
	TL - PROPERTY TAX	804,331,558	-	804,331,558	-
	TO - OTB 5% TAX	3,229,600	-	3,229,600	-
	TX - SPECIAL TAXES - SPECIAL TAXES	27,776,000	1,683,533	27,776,000	-
Revenues Including Interdepartmental Transfers		2,793,456,948	92,369,918	2,790,610,846	(2,846,102)
	Interdepartmental Transfers	500,451,799	3,570	495,355,966	(5,095,833)
Total Revenues Including Interdepartmental Transfers		3,293,908,747	92,373,488	3,285,966,812	(7,941,935)
Surplus / (Deficit)		-	-	(69,252,376)	-

FISCAL 2012 MONTHLY FINANCIAL REPORT



GENERAL FUND					
E/R	OBJECT AND NAME	2012 Adopted Budget	Current Obligation	February Projections	Variance
EXP	AA - SALARIES, WAGES & FEES	274,194,930	60,036,015	352,137,610	(77,942,680)
	AB - FRINGE BENEFITS	243,258,092	16,260,578	226,117,777	17,140,315
	AC - WORKERS COMPENSATION	19,614,935	35,691	19,614,935	-
	BB - EQUIPMENT	1,074,777	8,176	1,074,777	-
	DD - GENERAL EXPENSES	23,241,020	5,207,262	23,398,021	(157,001)
	DE - CONTRACTUAL SERVICES	201,300,365	121,155,765	201,344,536	(44,171)
	DF - UTILITY COSTS	33,927,375	7,568,606	33,927,375	-
	DG - VAR DIRECT EXPENSES	5,000,000	-	5,000,000	-
	GA - LOCAL GOVT ASST PROGRAM	62,852,361	(15,930,090)	62,852,361	-
	HC - NHC ASSN EXP - NASSAU HEALTH CARE ASSN	13,000,000	-	13,000,000	-
	HD - DEBT SERVICE CHARGEBACKS	332,235,488	-	327,139,655	5,095,833
	HF - INTER-DEPARTMENTAL CHARGES	80,820,023	3,570	80,820,023	-
	HH - INTERFD CHGS - INTERFUND CHARGES	19,332,746	2,166,748	19,332,746	-
	NA - NCIFA EXPENDITURES	2,025,000	-	2,025,000	-
	OO - OTHER EXPENSE	135,295,266	12,879,506	133,831,994	1,463,272
	PP - EARLY INTERVENTION/SPECIAL EDUCATION	172,975,000	121,896,421	172,975,000	-
	SS - RECIPIENT GRANTS	74,645,000	10,705,548	68,250,000	6,395,000
	TT - PURCHASED SERVICES	57,944,683	30,868,755	58,100,000	(155,317)
	WW - EMERGENCY VENDOR PAYMENTS	64,396,824	35,705,313	66,000,000	(1,603,176)
	XX - MEDICAID	248,838,445	39,903,131	248,838,445	-
EXP Total		2,108,189,430	446,563,999	2,157,997,355	(49,807,925)
REV	BA - INT PENALTY ON TAX	28,500,000	6,893,719	28,500,000	-
	BC - PERMITS & LICENSES	8,300,832	1,209,769	8,300,832	-
	BD - FINES & FORFEITS	49,499,708	5,730,462	49,499,708	-
	BE - INVEST INCOME	3,331,500	122,411	2,310,864	(1,020,636)
	BF - RENTS & RECOVERIES	16,694,401	2,388,747	16,987,796	293,395
	BG - REVENUE OFFSET TO EXPENSE	18,499,454	(1,638,768)	18,499,454	-
	BH - DEPT REVENUES	136,250,013	9,353,331	135,472,986	(777,027)
	BI - CAP BACKCHARGES	8,075,464	-	3,655,300	(4,420,164)
	BJ - INTERDEPT REVENUES	116,499,063	3,570	116,499,063	-
	BO - PAY LIEU TAX - PAYMENT IN LIEU OF TAXES	8,661,865	5,971,647	8,661,865	-
	BQ - D/S FROM CAP - DEBT SERVICE FROM CAPITAL	93,071,000	-	93,071,000	-
	IF - INTERFD TSFS - INTERFUND TRANSFERS	-	-	225,000	225,000
	SA - STATE AID - REIMBURSEMENT OF EXPENSES	234,035,429	12,156,093	234,014,313	(21,116)
	TA - SALES TAX CO - SALES TAX COUNTYWIDE	970,802,675	36,160,126	970,802,675	-
	TB - PART COUNTY - SALES TAX PART COUNTY	85,385,709	-	85,423,241	37,532
	TL - PROPERTY TAX	120,039,282	-	120,039,282	-
	TO - OTB 5% TAX	3,229,600	-	3,229,600	-
	TX - SPECIAL TAXES - SPECIAL TAXES	3,875,000	252,007	3,875,000	-
REV Total		2,108,189,430	89,105,817	2,096,964,827	(11,224,603)
Surplus / (Deficit)				(61,032,528)	

FISCAL 2012 MONTHLY FINANCIAL REPORT



DEBT SERVICE FUND					
E/R	OBJECT AND NAME	2012 Adopted Budget	Current Obligation	February Projections	Variance
EXP	FF - INTEREST	93,863,296	5,277,801	89,642,463	4,220,833
	GG - PRINCIPAL	69,011,202	8,435,000	68,136,202	875,000
	OO - OTHER EXPENSE	222,219,146	109,491	222,219,146	-
EXP Total		385,093,644	13,822,292	379,997,811	5,095,833
REV	BQ - D/S FROM CAP - DEBT SERVICE FROM CAPITAL	6,438,378	-	6,438,378	-
	BV - DEBT SERVICE CHARGEBACK REVENUE	345,015,739	-	339,919,906	(5,095,833)
	BW - INTERFD CHGS - INTERFUND CHARGES REVENUE	28,476,219	-	28,476,219	-
	FA - FEDERAL AID - REIMBURSEMENT OF EXPENSES	5,163,308	-	5,163,308	-
REV Total		385,093,644	-	379,997,811	(5,095,833)
Surplus / (Deficit)					-

FISCAL 2012 MONTHLY FINANCIAL REPORT



FIRE COMMISSION FUND

E/R	OBJECT AND NAME	2012 Adopted Budget	Current Obligation	February Projections	Variance
EXP	AA - SALARIES, WAGES & FEES	9,678,789	1,732,539	10,406,463	(727,674)
	AB - FRINGE BENEFITS	4,676,084	549,872	4,428,665	247,419
	BB - EQUIPMENT	26,600	-	26,600	-
	DD - GENERAL EXPENSES	76,700	25,038	76,700	-
	DE - CONTRACTUAL SERVICES	4,275,100	4,149,123	4,275,100	-
	HD - DEBT SERVICE CHARGEBACKS	338,713	-	338,713	-
	HF - INTER-DEPARTMENTAL CHARGES	2,655,373	-	2,655,373	-
EXP Total		21,727,359	6,456,573	22,207,614	(480,255)
REV	BE - INVEST INCOME	6,200	-	20	(6,180)
	BG - REVENUE OFFSET TO EXPENSE	28,700	-	28,700	-
	BH - DEPT REVENUES	6,147,300	993,022	6,147,300	-
	BW - INTERFD CHGS - INTERFUND CHARGES REVENUE	104,600	-	104,600	-
	SA - STATE AID - REIMBURSEMENT OF EXPENSES	190,000	16,570	190,000	-
	TL - PROPERTY TAX	15,250,559	-	15,250,559	-
REV Total		21,727,359	1,009,592	21,721,179	(6,180)
Surplus / (Deficit)				(486,435)	

FISCAL 2012 MONTHLY FINANCIAL REPORT



POLICE DISTRICT FUND					
E/R	OBJECT AND NAME	2012 Adopted Budget	Current Obligation	February Projections	Variance
EXP	AA - SALARIES, WAGES & FEES	210,050,204	32,392,225	231,102,335	(21,052,131)
	AB - FRINGE BENEFITS	120,142,218	11,971,523	114,254,962	5,887,256
	AC - WORKERS COMPENSATION	7,264,619	403,133	7,264,619	-
	BB - EQUIPMENT	152,052	5,941	152,052	-
	DD - GENERAL EXPENSES	3,824,750	761,413	3,824,750	-
	DE - CONTRACTUAL SERVICES	834,900	113,617	834,900	-
	DF - UTILITY COSTS	1,239,200	301,695	1,239,200	-
	HD - DEBT SERVICE CHARGEBACKS	1,733,051	-	1,733,051	-
	HF - INTER-DEPARTMENTAL CHARGES	22,464,774	-	22,464,774	-
	OO - OTHER EXPENSE	16,461,616	60,783	3,047,100	13,414,516
EXP Total		384,167,384	46,010,329	385,917,743	(1,750,359)
REV	AA - FUND BALANCE	-	-	-	-
	BC - PERMITS & LICENSES	2,828,500	389,650	2,828,500	-
	BD - FINES & FORFEITS	1,750,000	143,225	1,750,000	-
	BE - INVEST INCOME	271,400	6,125	58,500	(212,900)
	BF - RENTS & RECOVERIES	200,000	5,356	200,000	-
	BG - REVENUE OFFSET TO EXPENSE	1,460,000	-	1,460,000	-
	BH - DEPT REVENUES	4,911,700	56,274	4,911,700	-
	BJ - INTERDEPT REVENUES	354,257	-	354,257	-
	BQ - D/S FROM CAP - DEBT SERVICE FROM CAPITAL	2,407,000	-	2,407,000	-
	BW - INTERFD CHGS - INTERFUND CHARGES REVENUE	-	-	10,365,788	10,365,788
	TL - PROPERTY TAX	369,984,527	-	369,984,527	-
REV Total		384,167,384	600,630	394,320,272	10,152,888
Surplus / (Deficit)				8,402,529	

E/R	OBJECT AND NAME	EXPLANATION
EXP	AA - SALARIES, WAGES & FEES	A shortfall is projected due to an increase in overtime as well as a portion of the liability associated with the Police Voluntary Separation Incentive Program, offset by a transfer from the Employee Benefit Accrued Liability Reserve Fund.
	AB - FRINGE BENEFITS	A surplus is projected primarily due to lower than budgeted health insurance costs. The Adopted Budget on a composite basis assumed increases of 13.3%, while the actual Year-to-Date increase was approximately 3.2% on the same basis.
	OO - OTHER EXPENSE	The budgeted contingency is being used to offset expenses in other areas.
REV	BE - INVEST INCOME	A shortfall is projected primarily due to lower investment earnings rates than was anticipated in the budget.
	BW - INTERFD CHGS - INTERFUND CHARGES REVENUE	Reflects a supplemental appropriation from the Employee Benefit Accrued Liability Reserve Fund to help cover the expenses associated with the Police Voluntary Separation Incentive Program.

FISCAL 2012 MONTHLY FINANCIAL REPORT



POLICE HEADQUARTER FUND					
E/R	OBJECT AND NAME	2012 Adopted Budget	Current Obligation	February Projections	Variance
EXP	AA - SALARIES, WAGES & FEES	192,749,792	41,046,634	219,638,084	(26,888,292)
	AB - FRINGE BENEFITS	113,339,660	13,478,830	110,685,306	2,654,354
	AC - WORKERS COMPENSATION	3,519,778	243,056	3,519,778	-
	BB - EQUIPMENT	228,000	(11,814)	228,000	-
	DD - GENERAL EXPENSES	3,168,320	793,838	3,168,320	-
	DE - CONTRACTUAL SERVICES	7,202,000	474,772	7,202,000	-
	DF - UTILITY COSTS	2,457,800	84,321	2,457,800	-
	HD - DEBT SERVICE CHARGEBACKS	10,708,488	-	10,708,488	-
	HF - INTER-DEPARTMENTAL CHARGES	24,251,608	-	24,251,608	-
	LB - TRANSF TO GENERAL FUND	-	-	225,000	(225,000)
	OO - OTHER EXPENSE	11,861,202	8,001	1,770,000	10,091,202
EXP Total		369,486,648	56,117,638	383,854,384	(14,367,736)
REV	BC - PERMITS & LICENSES	900,000	101,605	900,000	-
	BE - INVEST INCOME	17,300	396	10,400	(6,900)
	BF - RENTS & RECOVERIES	-	51,093	51,093	51,093
	BG - REVENUE OFFSET TO EXPENSE	1,996,200	-	1,996,200	-
	BH - DEPT REVENUES	24,632,500	72,831	24,632,500	-
	BI - CAP BACKCHARGES	1,812,400	-	-	(1,812,400)
	BJ - INTERDEPT REVENUES	13,338,458	-	13,338,458	-
	BQ - D/S FROM CAP - DEBT SERVICE FROM CAPITAL	1,222,000	-	1,222,000	-
	BW - INTERFD CHGS - INTERFUND CHARGES REVENUE	356,000	-	356,000	-
	FA - FEDERAL AID - REIMBURSEMENT OF EXPENSES	1,664,600	-	1,664,600	-
	SA - STATE AID - REIMBURSEMENT OF EXPENSES	589,000	-	589,000	-
	TL - PROPERTY TAX	299,057,190	-	299,057,190	-
	TX - SPECIAL TAXES - SPECIAL TAXES	23,901,000	1,431,525	23,901,000	-
REV Total		369,486,648	1,657,450	367,718,441	(1,768,207)
Surplus / (Deficit)				(16,135,943)	

E/R	OBJECT AND NAME	EXPLANATION
EXP	AB - FRINGE BENEFITS	A surplus is projected primarily due to lower than budgeted health insurance costs. The Adopted Budget on a composite basis assumed increases of 13.3%, while the actual Year-to-Date increase was approximately 3.2% on the same basis.
	OO - OTHER EXPENSE	The budgeted contingency is being used to offset expenses in other areas.
	LB - TRANSF TO GENERAL FUND	A shortfall reflects the transfer from the Police Department to the Budget Department to fund the expenses for Evidence Analysis that were previously outsourced by the Polide Department. The projected shortfall will be offset by Interfund Transfers.

FISCAL 2012 MONTHLY FINANCIAL REPORT



RED LIGHT CAMERA FUND

E/R	OBJECT AND NAME	2012 Adopted Budget	Current Obligation	February Projections	Variance
EXP	HF - INTER-DEPARTMENTAL CHARGES	25,244,282	-	25,244,282	-
EXP Total		25,244,282	-	25,244,282	-
REV	BJ - INTERDEPT REVENUES	25,244,282	-	25,244,282	-
REV Total		25,244,282	-	25,244,282	-
Surplus / (Deficit)				-	-

FISCAL 2012 MONTHLY FINANCIAL REPORT



SEWER AND STORM WATER RESOURCE DISTRICT

E/R	OBJECT AND NAME	2012 Adopted Budget	Current Obligation	February Projections	Variance
EXP	AA - SALARIES, WAGES & FEES	19,332,216	3,013,459	18,656,757	675,459
	AB - FRINGE BENEFITS	11,614,028	1,476,889	10,882,378	731,650
	BB - EQUIPMENT	323,900	5,340	323,900	-
	DD - GENERAL EXPENSES	14,540,674	4,629,030	14,540,674	-
	DE - CONTRACTUAL SERVICES	24,020,600	1,676,969	24,020,600	-
	DF - UTILITY COSTS	10,749,300	825,898	10,749,300	-
	FF - INTEREST	9,143,079	-	9,143,079	-
	GG - PRINCIPAL	16,677,500	-	16,677,500	-
	HH - INTERFD CHGS - INTERFUND CHARGES	36,720,711	-	36,720,711	-
	OO - OTHER EXPENSE	21,095,600	-	21,095,600	-
EXP Total		164,217,608	11,627,585	162,810,499	1,407,109
REV	AA - FUND BALANCE	18,327,668	-	18,327,668	-
	BC - PERMITS & LICENSES	734,800	120,766	734,800	-
	BE - INVEST INCOME	1,141,500	23,158	346,432	(795,068)
	BF - RENTS & RECOVERIES	71,000	(12,413)	71,000	-
	BG - REVENUE OFFSET TO EXPENSE	164,900	-	164,900	-
	BH - DEPT REVENUES	40,004,300	182,296	40,004,300	-
	BI - CAP BACKCHARGES	650,000	-	650,000	-
	BR - DUE FR GOVTS - DUE FROM OTHER GOVTS	2,251,394	-	2,251,394	-
	IF - INTERFD TSFS - INTERFUND TRANSFERS	100,872,046	-	100,872,046	-
REV Total		164,217,608	313,807	163,422,540	(795,068)

Surplus / (Deficit)

612,041

E/R	OBJECT AND NAME	EXPLANATION
EXP	AA - SALARIES, WAGES & FEES	A surplus is projected primarily due to 28 full-time vacant positions, which will be filled for part of the year.
	AB - FRINGE BENEFITS	A surplus is projected primarily due to lower than budgeted health insurance costs due to lower rates than was used in the budget. The Adopted Budget on a composite basis assumed increases of 13.3%, while the actual Year-to-Date increase was approximately 3.2% on the same basis.
REV	BE - INVEST INCOME	A shortfall is projected primarily due to lower investment earnings rates than was anticipated in the budget.

FISCAL 2012 MONTHLY FINANCIAL REPORT



AC - DEPARTMENT OF INVESTIGATIONS

E/R	OBJECT AND NAME	2012 Adopted Budget	Current Obligation	February Projections	Variance
EXP	DD - GENERAL EXPENSES	100	100	100	-
	DE - CONTRACTUAL SERVICES	15,300	-	15,300	-
EXP Total		15,400	100	15,400	-

FISCAL 2012 MONTHLY FINANCIAL REPORT



AR - ASSESSMENT REVIEW COMMISSION

E/R	OBJECT AND NAME	2012 Adopted Budget	Current Obligation	February Projections	Variance
EXP	AA - SALARIES, WAGES & FEES	1,800,980	413,044	2,120,497	(319,517)
	DD - GENERAL EXPENSES	33,033	10,017	33,033	-
	DE - CONTRACTUAL SERVICES	12,250	-	12,250	-
EXP Total		1,846,263	423,061	2,165,780	(319,517)
REV	BF - RENTS & RECOVERIES	-	22,414	22,414	22,414
REV Total		-	22,414	22,414	22,414

FISCAL 2012 MONTHLY FINANCIAL REPORT



AS - ASSESSMENT DEPARTMENT

E/R	OBJECT AND NAME	2012 Adopted Budget	Current Obligation	February Projections	Variance
EXP	AA - SALARIES, WAGES & FEES	8,434,763	1,720,343	9,515,878	(1,081,115)
	BB - EQUIPMENT	5,000	-	5,000	-
	DD - GENERAL EXPENSES	303,900	95,134	303,900	-
	DE - CONTRACTUAL SERVICES	39,000	-	39,000	-
EXP Total		8,782,663	1,815,477	9,863,778	(1,081,115)
REV	BH - DEPT REVENUES	100,400	15,193	100,400	-
	BI - CAP BACKCHARGES	155,300	-	155,300	-
REV Total		255,700	15,193	255,700	-

FISCAL 2012 MONTHLY FINANCIAL REPORT



AT - COUNTY ATTORNEY					
E/R	OBJECT AND NAME	2012 Adopted Budget	Current Obligation	February Projections	Variance
EXP	AA - SALARIES, WAGES & FEES	7,786,438	1,614,522	8,907,602	(1,121,164)
	BB - EQUIPMENT	15,000	840	15,000	-
	DD - GENERAL EXPENSES	427,400	256,293	427,400	-
	DE - CONTRACTUAL SERVICES	2,800,000	(1,270,850)	2,800,000	-
EXP Total		11,028,838	600,804	12,150,002	(1,121,164)
REV	BD - FINES & FORFEITS	590,000	56,978	590,000	-
	BF - RENTS & RECOVERIES	620,000	398,014	620,000	-
	BH - DEPT REVENUES	95,000	11,801	95,000	-
	BJ - INTERDEPT REVENUES	3,124,796	-	3,124,796	-
	FA - FEDERAL AID - REIMBURSEMENT OF EXPENSES	300,000	-	300,000	-
	SA - STATE AID - REIMBURSEMENT OF EXPENSES	75,000	-	75,000	-
REV Total		4,804,796	466,792	4,804,796	-

FISCAL 2012 MONTHLY FINANCIAL REPORT



BH - DEPT OF MH, CHEM DEPEND & DISABLE SVCS

E/R	OBJECT AND NAME	2012 Adopted Budget	Current Obligation	February Projections	Variance
EXP	AA - SALARIES, WAGES & FEES	-	192,238	-	-
	DD - GENERAL EXPENSES	-	(165)	-	-
	DE - CONTRACTUAL SERVICES	-	(439,500)	-	-
EXP Total		-	(247,427)	-	-

E/R	OBJECT AND NAME	EXPLANATION
EXP	AA - SALARIES, WAGES & FEES	The balances appear due to departments' consolidation and will be moved to the appropriate department.
	DD - GENERAL EXPENSES	The balances appear due to departments' consolidation and will be moved to the appropriate department.
	DE - CONTRACTUAL SERVICES	The balances appear due to departments' consolidation and will be moved to the appropriate department.

FISCAL 2012 MONTHLY FINANCIAL REPORT



BU - OFFICE OF MANAGEMENT AND BUDGET

E/R	CC AND NAME	OBJECT AND NAME	2012 Adopted Budget	Current Obligation	February Projections	Variance
EXP	10 - OFFICE OF MANAGEMENT AND BUDGET	AA - SALARIES, WAGES & FEES	2,314,399	759,579	4,700,033	(2,385,634)
		AB - FRINGE BENEFITS	27,306,963	289	25,594,351	1,712,612
		AC - WORKERS COMPENSATION	12,314,600	(436,850)	12,314,600	-
		BB - EQUIPMENT	10,000	-	10,000	-
		DD - GENERAL EXPENSES	50,500	9,800	50,501	(1)
		DE - CONTRACTUAL SERVICES	2,803,600	(100,000)	2,803,600	-
		GA - LOCAL GOVT ASST PROGRAM	62,852,361	-	62,852,361	-
		HC - NHC ASSN EXP - NASSAU HEALTH CARE ASSN	13,000,000	-	13,000,000	-
		HF - INTER-DEPARTMENTAL CHARGES	5,947,211	-	5,947,211	-
		HH - INTERFD CHGS - INTERFUND CHARGES	19,322,746	2,166,748	19,322,746	-
		NA - NCIFA EXPENDITURES	2,025,000	-	2,025,000	-
		OO - OTHER EXPENSE	44,901,094	10,065,013	44,901,094	-
	10 - OFFICE OF MANAGEMENT AND BUDGET	Total	192,848,474	12,464,578	193,521,497	(673,023)
	30 - FISCAL ANALYSIS	AA - SALARIES, WAGES & FEES	(84,324,037)	-	(5,500,000)	(78,824,037)
	30 - FISCAL ANALYSIS	Total	(84,324,037)	-	(5,500,000)	(78,824,037)
EXP Total			108,524,437	12,464,578	188,021,497	(79,497,060)
REV	10 - OFFICE OF MANAGEMENT AND BUDGET	BD - FINES & FORFEITS	2,850,000	120,793	2,850,000	-
		BF - RENTS & RECOVERIES	1,020,000	276,953	1,172,055	152,055
		BG - REVENUE OFFSET TO EXPENSE	15,110,954	45,750	15,110,954	-
		BH - DEPT REVENUES	620,000	620,000	620,000	-
		BJ - INTERDEPT REVENUES	59,582,617	-	59,582,617	-
		BO - PAY LIEU TAX - PAYMENT IN LIEU OF TAXES	8,661,865	-	8,661,865	-
		BQ - D/S FROM CAP - DEBT SERVICE FROM CAPITAL	18,071,000	-	18,071,000	-
		BW - INTERFD CHGS - INTERFUND CHARGES REVENUE	39,643,146	1,733,125	39,643,146	-
		FA - FEDERAL AID - REIMBURSEMENT OF EXPENSES	118,400	90,548	118,400	-
		IF - INTERFD TSFS - INTERFUND TRANSFERS	-	-	225,000	225,000
		SA - STATE AID - REIMBURSEMENT OF EXPENSES	2,405,000	68,375	2,405,000	-
		TA - SALES TAX CO - SALES TAX COUNTYWIDE	970,802,675	36,160,126	970,802,675	-
		TB - PART COUNTY - SALES TAX PART COUNTY	85,385,709	-	85,423,241	37,532
		TL - PROPERTY TAX	120,039,282	-	120,039,282	-
		TO - OTB 5% TAX	3,229,600	-	3,229,600	-
	10 - OFFICE OF MANAGEMENT AND BUDGET	Total	1,327,540,248	39,115,670	1,327,954,835	414,587
REV Total			1,327,540,248	39,115,670	1,327,954,835	414,587

E/R	OBJECT AND NAME	EXPLANATION
EXP	AA - SALARIES, WAGES & FEES	A shortfall is currently projected in CC10 primarily due to the County's portion of Terminal Leave expense associated with employees terminated from the Hospital for which the county assumed bonding for.
	AB - FRINGE BENEFITS	A surplus is projected primarily due to lower health insurance rates than was used in the budget.
REV	BF - RENTS & RECOVERIES	A surplus is projected due to prior year disencumbrances.
	IF - INTERFD TSFS - INTERFUND TRANSFERS	A surplus reflects the transfer from the Police Department to the Budget Department to fund the expenses for Evidence Analysis that were previously outsourced by the Police Department. The projected surplus will be offset by Transfers to General Fund.
	TB - PART COUNTY - SALES TAX PART COUNTY	A surplus is projected due to an adjustment for City of Glen Cove which was received after the adoption of the budget.

FISCAL 2012 MONTHLY FINANCIAL REPORT



CA - OFFICE OF CONSUMER AFFAIRS

E/R	OBJECT AND NAME	2012 Adopted Budget	Current Obligation	February Projections	Variance
EXP	AA - SALARIES, WAGES & FEES	1,690,540	267,199	1,668,495	22,045
	BB - EQUIPMENT	2,400	-	2,400	-
	DD - GENERAL EXPENSES	14,700	5,123	14,700	-
EXP Total		1,707,640	272,321	1,685,595	22,045
REV	BC - PERMITS & LICENSES	2,922,307	528,889	2,922,307	-
	BD - FINES & FORFEITS	470,000	21,772	470,000	-
	BH - DEPT REVENUES	200	-	200	-
	SA - STATE AID - REIMBURSEMENT OF EXPENSES	45,000	-	45,000	-
REV Total		3,437,507	550,661	3,437,507	-

FISCAL 2012 MONTHLY FINANCIAL REPORT



CC - NC SHERIFF/CORRECTIONAL CENTER

E/R	OBJECT AND NAME	2012 Adopted Budget	Current Obligation	February Projections	Variance
EXP	AA - SALARIES, WAGES & FEES	121,893,214	18,284,541	124,831,440	(2,938,226)
	AC - WORKERS COMPENSATION	5,260,135	390,917	5,260,135	-
	BB - EQUIPMENT	66,700	-	66,700	-
	DD - GENERAL EXPENSES	2,993,000	516,806	2,993,000	-
	DE - CONTRACTUAL SERVICES	18,985,600	(8,947,488)	18,985,600	-
	DF - UTILITY COSTS	638,800	84,342	638,800	-
	HF - INTER-DEPARTMENTAL CHARGES	431,772	-	431,772	-
EXP Total		150,269,221	10,329,119	153,207,447	(2,938,226)
REV	BD - FINES & FORFEITS	20,000	-	20,000	-
	BF - RENTS & RECOVERIES	819,000	57,296	819,000	-
	BG - REVENUE OFFSET TO EXPENSE	500,000	-	500,000	-
	BH - DEPT REVENUES	15,753,125	839,548	14,992,708	(760,417)
	BJ - INTERDEPT REVENUES	290,000	3,570	290,000	-
	FA - FEDERAL AID - REIMBURSEMENT OF EXPENSES	14,972,800	582,120	14,972,800	-
	SA - STATE AID - REIMBURSEMENT OF EXPENSES	372,000	-	372,000	-
REV Total		32,726,925	1,482,534	31,966,508	(760,417)

E/R	OBJECT AND NAME	EXPLANATION
EXP	AA - SALARIES, WAGES & FEES	A shortfall is projected due to targeted backfills based on operational needs however with the implementation of initiatives it should offset by the end of the year.
REV	BH - DEPT REVENUES	A shortfall is projected due to a lower than anticipated influx of Suffolk inmates.

FISCAL 2012 MONTHLY FINANCIAL REPORT



CE - COUNTY EXECUTIVE

E/R	OBJECT AND NAME	2012 Adopted Budget	Current Obligation	February Projections	Variance
EXP	AA - SALARIES, WAGES & FEES	1,751,629	282,161	1,571,684	179,945
	DD - GENERAL EXPENSES	80,000	41,641	80,000	-
	DE - CONTRACTUAL SERVICES	225,000	100,000	225,000	-
EXP Total		2,056,629	423,802	1,876,684	179,945
REV	BF - RENTS & RECOVERIES	-	8,080	8,080	8,080
REV Total		-	8,080	8,080	8,080

FISCAL 2012 MONTHLY FINANCIAL REPORT



CF - OFFICE OF CONSTITUENT AFFAIRS

E/R	OBJECT AND NAME	2012 Adopted Budget	Current Obligation	February Projections	Variance
EXP	AA - SALARIES, WAGES & FEES	1,703,507	444,644	2,362,879	(659,372)
	BB - EQUIPMENT	1,000	-	1,000	-
	DD - GENERAL EXPENSES	1,067,100	500,429	1,217,100	(150,000)
EXP Total		2,771,607	945,072	3,580,979	(809,372)
REV	BJ - INTERDEPT REVENUES	1,348,363	-	1,348,363	-
REV Total		1,348,363	-	1,348,363	-

E/R	OBJECT AND NAME	EXPLANATION
EXP	DD - GENERAL EXPENSES	A shortfall is projected due to increased postage cost.

FISCAL 2012 MONTHLY FINANCIAL REPORT



CL - COUNTY CLERK

E/R	OBJECT AND NAME	2012 Adopted Budget	Current Obligation	February Projections	Variance
EXP	AA - SALARIES, WAGES & FEES	5,412,219	887,319	4,879,317	532,902
	BB - EQUIPMENT	50,000	-	50,000	-
	DD - GENERAL EXPENSES	300,000	79,336	300,000	-
	DE - CONTRACTUAL SERVICES	300,000	66,281	300,000	-
EXP Total		6,062,219	1,032,935	5,529,317	532,902
REV	BD - FINES & FORFEITS	200,000	18,765	200,000	-
	BH - DEPT REVENUES	23,952,000	1,967,055	23,952,000	-
REV Total		24,152,000	1,985,820	24,152,000	-

E/R	OBJECT AND NAME	EXPLANATION
EXP	AA - SALARIES, WAGES & FEES	A surplus is projected due to vacancies.

FISCAL 2012 MONTHLY FINANCIAL REPORT



CO - COUNTY COMPTROLLER

E/R	OBJECT AND NAME	2012 Adopted Budget	Current Obligation	February Projections	Variance
EXP	AA - SALARIES, WAGES & FEES	6,410,289	1,075,583	5,874,648	535,641
	BB - EQUIPMENT	5,000	-	5,000	-
	DD - GENERAL EXPENSES	75,000	13,893	75,000	-
	DE - CONTRACTUAL SERVICES	425,000	11,600	425,000	-
EXP Total		6,915,289	1,101,076	6,379,648	535,641
REV	BF - RENTS & RECOVERIES	250,000	9	250,000	-
	BH - DEPT REVENUES	16,300	3,821	16,300	-
REV Total		266,300	3,830	266,300	-

E/R	OBJECT AND NAME	EXPLANATION
EXP	AA - SALARIES, WAGES & FEES	A surplus is projected due to vacancies.

FISCAL 2012 MONTHLY FINANCIAL REPORT



CS - CIVIL SERVICE

E/R	OBJECT AND NAME	2012 Adopted Budget	Current Obligation	February Projections	Variance
EXP	AA - SALARIES, WAGES & FEES	3,858,344	773,512	4,128,492	(270,148)
	DD - GENERAL EXPENSES	327,400	118,041	327,400	-
	DE - CONTRACTUAL SERVICES	11,000	-	11,000	-
	HH - INTERFD CHGS - INTERFUND CHARGES	10,000	-	10,000	-
EXP Total		4,206,744	891,552	4,476,892	(270,148)
REV	BF - RENTS & RECOVERIES	138,961	-	138,961	-
	BH - DEPT REVENUES	612,000	24,330	612,000	-
REV Total		750,961	24,330	750,961	-

FISCAL 2012 MONTHLY FINANCIAL REPORT



CT - COURTS

E/R	OBJECT AND NAME	2012 Adopted Budget	Current Obligation	February Projections	Variance
EXP	AB - FRINGE BENEFITS	1,755,698	238,306	1,727,844	27,854
EXP Total		1,755,698	238,306	1,727,844	27,854
REV	BG - REVENUE OFFSET TO EXPENSE	284,600	-	284,600	-
	SA - STATE AID - REIMBURSEMENT OF EXPENSES	1,105,781	203,217	1,105,781	-
REV Total		1,390,381	203,217	1,390,381	-

FISCAL 2012 MONTHLY FINANCIAL REPORT



DA - DISTRICT ATTORNEY

E/R	OBJECT AND NAME	2012 Adopted Budget	Current Obligation	February Projections	Variance
EXP	AA - SALARIES, WAGES & FEES	28,218,694	5,066,878	27,325,907	892,787
	BB - EQUIPMENT	75,500	5,094	75,500	-
	DD - GENERAL EXPENSES	1,002,300	149,653	1,002,300	-
	DE - CONTRACTUAL SERVICES	1,057,500	69,512	1,057,500	-
EXP Total		30,353,994	5,291,137	29,461,207	892,787
REV	BF - RENTS & RECOVERIES	250,000	23,057	273,057	23,057
	BH - DEPT REVENUES	12,000	3,774	12,000	-
	BJ - INTERDEPT REVENUES	366,454	-	366,454	-
	FA - FEDERAL AID - REIMBURSEMENT OF EXPENSES	34,400	-	34,400	-
	SA - STATE AID - REIMBURSEMENT OF EXPENSES	39,400	-	39,400	-
REV Total		702,254	26,831	725,311	23,057

E/R	OBJECT AND NAME	EXPLANATION
EXP	AA - SALARIES, WAGES & FEES	A surplus is projected due to a workforce reduction initiative.

FISCAL 2012 MONTHLY FINANCIAL REPORT



DS - DEBT SERVICE

E/R	OBJECT AND NAME	2012 Adopted Budget	Current Obligation	February Projections	Variance
EXP	HD - DEBT SERVICE CHARGEBACKS	332,235,488	-	327,139,655	5,095,833
EXP Total		332,235,488	-	327,139,655	5,095,833

E/R	OBJECT AND NAME	EXPLANATION
EXP	HD - DEBT SERVICE CHARGEBACKS	A surplus is projected due to delayed and reduced borrowing. The projected surplus will be offset by Debt Service Chargeback Revenue.

FISCAL 2012 MONTHLY FINANCIAL REPORT



EL - BOARD OF ELECTIONS

E/R	OBJECT AND NAME	2012 Adopted Budget	Current Obligation	February Projections	Variance
EXP	AA - SALARIES, WAGES & FEES	12,192,047	2,151,027	11,541,884	650,163
	BB - EQUIPMENT	119,100	2,272	119,100	-
	DD - GENERAL EXPENSES	3,560,500	(7,452)	3,560,500	-
	DE - CONTRACTUAL SERVICES	1,046,500	(294,042)	1,046,500	-
	OO - OTHER EXPENSE	1,463,272	-	-	1,463,272
EXP Total		18,381,419	1,851,806	16,267,984	2,113,435
REV	BF - RENTS & RECOVERIES	120,000	10,800	120,000	-
	BH - DEPT REVENUES	35,000	7,853	35,000	-
REV Total		155,000	18,653	155,000	-

E/R	OBJECT AND NAME	EXPLANATION
EXP	AA - SALARIES, WAGES & FEES	A surplus is projected due to a workforce reduction initiative.
	OO - OTHER EXPENSE	A surplus is projected due to the non utilization of the contingency funds.

FISCAL 2012 MONTHLY FINANCIAL REPORT



EM - EMERGENCY MANAGEMENT

E/R	OBJECT AND NAME	2012 Adopted Budget	Current Obligation	February Projections	Variance
EXP	AA - SALARIES, WAGES & FEES	581,771	78,764	499,960	81,811
	DD - GENERAL EXPENSES	9,500	(10,000)	9,500	-
	DE - CONTRACTUAL SERVICES	100,000	-	100,000	-
EXP Total		691,271	68,764	609,460	81,811
REV	FA - FEDERAL AID - REIMBURSEMENT OF EXPENSES	491,571	-	491,571	-
REV Total		491,571	-	491,571	-

FISCAL 2012 MONTHLY FINANCIAL REPORT



FB - FRINGE BENEFIT

E/R	OBJECT AND NAME	2012 Adopted Budget	Current Obligation	February Projections	Variance
EXP	AB - FRINGE BENEFITS	214,195,431	24,540,308	198,795,582	15,399,849
EXP Total		214,195,431	24,540,308	198,795,582	15,399,849
REV	BG - REVENUE OFFSET TO EXPENSE	2,603,900	-	2,603,900	-
REV Total		2,603,900	-	2,603,900	-

E/R	OBJECT AND NAME	EXPLANATION
EXP	AB - FRINGE BENEFITS	A surplus is projected primarily due to lower than budgeted health insurance costs for both Active Employees & Retirees.

FISCAL 2012 MONTHLY FINANCIAL REPORT



HE - HEALTH DEPARTMENT

E/R	OBJECT AND NAME	2012 Adopted Budget	Current Obligation	February Projections	Variance
EXP	AA - SALARIES, WAGES & FEES	13,966,902	2,465,283	13,917,408	49,494
	BB - EQUIPMENT	27,600	-	27,600	-
	DD - GENERAL EXPENSES	1,688,101	232,347	1,688,101	-
	DE - CONTRACTUAL SERVICES	548,000	(24,589)	548,000	-
	DG - VAR DIRECT EXPENSES	5,000,000	-	5,000,000	-
	HF - INTER-DEPARTMENTAL CHARGES	6,311,999	-	6,311,999	-
	PP - EARLY INTERVENTION/SPECIAL EDUCATION	172,975,000	121,896,421	172,975,000	-
EXP Total		200,517,602	124,569,461	200,468,108	49,494
REV	BC - PERMITS & LICENSES	4,085,925	641,580	4,085,925	-
	BD - FINES & FORFEITS	277,900	10,450	277,900	-
	BF - RENTS & RECOVERIES	807,300	83,369	807,300	-
	BH - DEPT REVENUES	11,429,450	2,014,444	11,429,450	-
	BW - INTERFD CHGS - INTERFUND CHARGES REVENUE	477,640	-	477,640	-
	SA - STATE AID - REIMBURSEMENT OF EXPENSES	95,021,780	5,145,735	95,021,780	-
REV Total		112,099,995	7,895,578	112,099,995	-

FISCAL 2012 MONTHLY FINANCIAL REPORT



HI - HOUSING & INTERGOVERNMENTAL AFFAIRS

E/R	OBJECT AND NAME	2012 Adopted Budget	Current Obligation	February Projections	Variance
EXP	AA - SALARIES, WAGES & FEES	82,700	16,978	717,724	(635,024)
	DD - GENERAL EXPENSES	5,400	2,000	12,400	(7,000)
	HF - INTER-DEPARTMENTAL CHARGES	229,707	-	229,707	-
EXP Total		317,807	18,978	959,831	(642,024)
REV	SA - STATE AID - REIMBURSEMENT OF EXPENSES	-	-	637,000	637,000
REV Total		-	-	637,000	637,000

E/R	OBJECT AND NAME	Explanations
EXP	AA - SALARIES, WAGES & FEES	A shortfall is projected due to the transfer of the Homeless & Employment Program from the Grant Fund to the General Fund. This shortfall is offset by funds received from NYS.
REV	SA - STATE AID - REIMBURSEMENT OF EXPENSES	A surplus is projected due to funds received from NYS offset by a shortfall in Salaries.

FISCAL 2012 MONTHLY FINANCIAL REPORT



HP - PHYSICALLY CHALLENGED

E/R	OBJECT AND NAME	2012 Adopted Budget	Current Obligation	February Projections	Variance
EXP	AA - SALARIES, WAGES & FEES	-	71,439	-	-
EXP Total		-	71,439	-	-
REV	BD - FINES & FORFEITS	-	2,695	-	-
REV Total		-	2,695	-	-

E/R	OBJECT AND NAME	EXPLANATION
EXP	AA - SALARIES, WAGES & FEES	The balances appear due to departments' consolidation and will be moved to the appropriate department.
REV	BD - FINES & FORFEITS	The balances appear due to departments' consolidation and will be moved to the appropriate department.

FISCAL 2012 MONTHLY FINANCIAL REPORT



HR - COMMISSION ON HUMAN RIGHTS

E/R	OBJECT AND NAME	2012 Adopted Budget	Current Obligation	February Projections	Variance
EXP	AA - SALARIES, WAGES & FEES	270,333	77,205	531,441	(261,108)
	DD - GENERAL EXPENSES	5,450	3,801	5,450	-
	DE - CONTRACTUAL SERVICES	11,600	50	11,600	-
EXP Total		287,383	81,056	548,491	(261,108)

FISCAL 2012 MONTHLY FINANCIAL REPORT



HS - DEPARTMENT OF HUMAN SERVICES

E/R	OBJECT AND NAME	2012 Adopted Budget	Current Obligation	February Projections	Variance
EXP	AA - SALARIES, WAGES & FEES	6,780,727	921,918	6,860,360	(79,633)
	BB - EQUIPMENT	1,000	-	1,000	-
	DD - GENERAL EXPENSES	651,200	77,519	651,200	-
	DE - CONTRACTUAL SERVICES	29,628,447	14,647,252	29,672,618	(44,171)
	HF - INTER-DEPARTMENTAL CHARGES	4,216,267	-	4,216,267	-
EXP Total		41,277,641	15,646,690	41,401,445	(123,804)
REV	BD - FINES & FORFEITS	40,000	-	40,000	-
	BH - DEPT REVENUES	16,800	30	30	(16,770)
	BJ - INTERDEPT REVENUES	18,818,511	-	18,818,511	-
	BW - INTERFD CHGS - INTERFUND CHARGES REVENUE	565,000	-	565,000	-
	FA - FEDERAL AID - REIMBURSEMENT OF EXPENSES	5,632,871	-	5,677,042	44,171
	SA - STATE AID - REIMBURSEMENT OF EXPENSES	13,541,152	-	13,541,152	-
REV Total		38,614,334	30	38,641,735	27,401

FISCAL 2012 MONTHLY FINANCIAL REPORT



IT - INFORMATION TECHNOLOGY

E/R	OBJECT AND NAME	2012 Adopted Budget	Current Obligation	February Projections	Variance
EXP	AA - SALARIES, WAGES & FEES	6,904,265	1,550,247	7,296,510	(392,245)
	DD - GENERAL EXPENSES	308,150	15,206	308,150	-
	DE - CONTRACTUAL SERVICES	8,609,797	2,379,000	8,609,797	-
	DF - UTILITY COSTS	4,245,500	541,000	4,245,500	-
	HF - INTER-DEPARTMENTAL CHARGES	1,341,876	-	1,341,876	-
EXP Total		21,409,588	4,485,453	21,801,833	(392,245)
REV	BH - DEPT REVENUES	5,000	162	5,000	-
	BI - CAP BACKCHARGES	2,500,000	-	2,500,000	-
	BJ - INTERDEPT REVENUES	4,462,594	-	4,462,594	-
	SA - STATE AID - REIMBURSEMENT OF EXPENSES	433,500	-	433,500	-
REV Total		7,401,094	162	7,401,094	-

FISCAL 2012 MONTHLY FINANCIAL REPORT



LE - COUNTY LEGISLATURE

E/R	OBJECT AND NAME	2012 Adopted Budget	Current Obligation	February Projections	Variance
EXP	AA - SALARIES, WAGES & FEES	6,298,656	893,008	5,523,862	774,794
	BB - EQUIPMENT	45,777	-	45,777	-
	DD - GENERAL EXPENSES	1,682,331	1,173,098	1,682,331	-
	DE - CONTRACTUAL SERVICES	1,568,274	896,500	1,568,274	-
EXP Total		9,595,038	2,962,607	8,820,244	774,794

E/R	OBJECT AND NAME	EXPLANATION
EXP	AA - SALARIES, WAGES & FEES	A surplus is projected due to vacancies.

FISCAL 2012 MONTHLY FINANCIAL REPORT



LR - OFFICE OF LABOR RELATIONS

E/R	OBJECT AND NAME	2012 Adopted Budget	Current Obligation	February Projections	Variance
EXP	AA - SALARIES, WAGES & FEES	227,000	77,868	258,874	(31,874)
	DD - GENERAL EXPENSES	5,700	2,500	5,700	-
	DE - CONTRACTUAL SERVICES	407,900	(153,425)	407,900	-
EXP Total		640,600	(73,057)	672,474	(31,874)
REV	BF - RENTS & RECOVERIES	-	69,577	69,577	69,577
REV Total		-	69,577	69,577	69,577

E/R	OBJECT AND NAME	EXPLANATION
REV	BF - RENTS & RECOVERIES	A surplus is projected due to prior year disencumbrances.

FISCAL 2012 MONTHLY FINANCIAL REPORT



MA - OFFICE OF MINORITY AFFAIRS

E/R	OBJECT AND NAME	2012 Adopted Budget	Current Obligation	February Projections	Variance
EXP	AA - SALARIES, WAGES & FEES	280,017	69,218	455,347	(175,330)
	DD - GENERAL EXPENSES	6,000	2,996	6,000	-
	DE - CONTRACTUAL SERVICES	51,400	-	51,400	-
EXP Total		337,417	72,214	512,747	(175,330)

FISCAL 2012 MONTHLY FINANCIAL REPORT



ME - MEDICAL EXAMINER

E/R	OBJECT AND NAME	2012 Adopted Budget	Current Obligation	February Projections	Variance
EXP	AA - SALARIES, WAGES & FEES	4,836,109	1,071,136	6,073,532	(1,237,423)
	BB - EQUIPMENT	11,800	-	11,800	-
	DD - GENERAL EXPENSES	382,975	101,146	382,975	-
	DE - CONTRACTUAL SERVICES	57,160	-	57,160	-
	HF - INTER-DEPARTMENTAL CHARGES	1,134,415	-	1,134,415	-
EXP Total		6,422,459	1,172,281	7,659,882	(1,237,423)
REV	BH - DEPT REVENUES	20,000	1,144	20,000	-
	BW - INTERFD CHGS - INTERFUND CHARGES REVENUE	166,200	-	166,200	-
REV Total		186,200	1,144	186,200	-

E/R	OBJECT AND NAME	Explanations
EXP	AA - SALARIES, WAGES & FEES	A shortfall is projected due to Evidence Analysis expenses that were previously outsource by the Police Department and the non-realization of the workforce initiative. This shortfall is being funded by a transfer from the Police Department.

FISCAL 2012 MONTHLY FINANCIAL REPORT



MI - MISCELLANEOUS

E/R	OBJECT AND NAME	2012 Adopted Budget	Current Obligation	February Projections	Variance
EXP	AA - SALARIES, WAGES & FEES	-	(1,711,314)	-	-
	AB - FRINGE BENEFITS	-	(8,518,325)	-	-
	GA - LOCAL GOVT ASST PROGRAM	-	(15,930,090)	-	-
	JA - CONTINGENCIES RESERVE	-	(2,808,854)	-	-
	OO - OTHER EXPENSE	-	(5,138,961)	-	-
EXP Total		-	(34,107,544)	-	-
REV	BG - REVENUE OFFSET TO EXPENSE	-	(1,684,518)	-	-
REV Total		-	(1,684,518)	-	-

E/R	OBJECT AND NAME	EXPLANATION
EXP	AA - SALARIES, WAGES & FEES	The balances appear due to departments' consolidation and will be moved to the appropriate department.
	AB - FRINGE BENEFITS	The balances appear due to departments' consolidation and will be moved to the appropriate department.
	GA - LOCAL GOVT ASST PROGRAM	The balances appear due to departments' consolidation and will be moved to the appropriate department.
	JA - CONTINGENCIES RESERVE	The balances appear due to departments' consolidation and will be moved to the appropriate department.
	OO - OTHER EXPENSE	The balances appear due to departments' consolidation and will be moved to the appropriate department.
REV	BG - REVENUE OFFSET TO EXPENSE	The balances appear due to departments' consolidation and will be moved to the appropriate department.

FISCAL 2012 MONTHLY FINANCIAL REPORT



PA - PUBLIC ADMINISTRATOR

E/R	OBJECT AND NAME	2012 Adopted Budget	Current Obligation	February Projections	Variance
EXP	AA - SALARIES, WAGES & FEES	453,354	111,930	510,222	(56,868)
	DD - GENERAL EXPENSES	9,000	1,311	9,000	-
	DE - CONTRACTUAL SERVICES	13,700	-	13,700	-
EXP Total		476,054	113,241	532,922	(56,868)
REV	BH - DEPT REVENUES	400,000	15,406	400,000	-
REV Total		400,000	15,406	400,000	-

FISCAL 2012 MONTHLY FINANCIAL REPORT



PB - PROBATION

E/R	OBJECT AND NAME	2012 Adopted Budget	Current Obligation	February Projections	Variance
EXP	AA - SALARIES, WAGES & FEES	16,672,571	3,459,079	16,953,759	(281,188)
	BB - EQUIPMENT	30,900	-	30,900	-
	DD - GENERAL EXPENSES	319,800	46,939	319,800	-
	DE - CONTRACTUAL SERVICES	535,725	26,400	535,725	-
	DF - UTILITY COSTS	500	-	500	-
	HF - INTER-DEPARTMENTAL CHARGES	865,428	3,570	865,428	-
EXP Total		18,424,924	3,535,988	18,706,112	(281,188)
REV	BH - DEPT REVENUES	1,883,500	302,879	1,883,500	-
	FA - FEDERAL AID - REIMBURSEMENT OF EXPENSES	-	3,529	3,529	3,529
	SA - STATE AID - REIMBURSEMENT OF EXPENSES	5,305,800	424,356	5,305,800	-
REV Total		7,189,300	730,764	7,192,829	3,529

FISCAL 2012 MONTHLY FINANCIAL REPORT



PE - DEPARTMENT OF HUMAN RESOURCES

E/R	OBJECT AND NAME	2012 Adopted Budget	Current Obligation	February Projections	Variance
EXP	AA - SALARIES, WAGES & FEES	708,004	96,748	602,061	105,943
	DD - GENERAL EXPENSES	44,400	8,591	44,400	-
	DE - CONTRACTUAL SERVICES	22,500	-	22,500	-
EXP Total		774,904	105,339	668,961	105,943

FISCAL 2012 MONTHLY FINANCIAL REPORT



PK - PARKS, RECREATION AND MUSEUMS

E/R	OBJECT AND NAME	2012 Adopted Budget	Current Obligation	February Projections	Variance
EXP	AA - SALARIES, WAGES & FEES	13,502,466	2,155,234	13,213,115	289,351
	BB - EQUIPMENT	456,500	-	456,500	-
	DD - GENERAL EXPENSES	1,429,700	408,039	1,429,700	-
	DE - CONTRACTUAL SERVICES	3,375,200	682,040	3,375,200	-
	HF - INTER-DEPARTMENTAL CHARGES	80,000	-	80,000	-
EXP Total		18,843,866	3,245,313	18,554,515	289,351
REV	BF - RENTS & RECOVERIES	1,587,340	334,114	1,591,510	4,170
	BH - DEPT REVENUES	18,429,150	1,424,588	18,429,150	-
	TX - SPECIAL TAXES - SPECIAL TAXES	675,000	14,474	675,000	-
REV Total		20,691,490	1,773,177	20,695,660	4,170

FISCAL 2012 MONTHLY FINANCIAL REPORT



PL - PLANNING

E/R	OBJECT AND NAME	2012 Adopted Budget	Current Obligation	February Projections	Variance
EXP	AA - SALARIES, WAGES & FEES	-	64,126	-	-
	MM - MASS TRANSPORTATION	-	(4,533,690)	-	-
EXP Total		-	(4,469,564)	-	-
REV	FA - FEDERAL AID - REIMBURSEMENT OF EXPENSES	-	9,870	-	-
REV Total		-	9,870	-	-

E/R	OBJECT AND NAME	EXPLANATION
EXP	AA - SALARIES, WAGES & FEES	The balances appear due to departments' consolidation and will be moved to the appropriate department.
	MM - MASS TRANSPORTATION	The balances appear due to departments' consolidation and will be moved to the appropriate department.
REV	FA - FEDERAL AID - REIMBURSEMENT OF EXPENSES	The balances appear due to departments' consolidation and will be moved to the appropriate department.

FISCAL 2012 MONTHLY FINANCIAL REPORT



PR - PURCHASING DEPARTMENT

E/R	OBJECT AND NAME	2012 Adopted Budget	Current Obligation	February Projections	Variance
EXP	AA - SALARIES, WAGES & FEES	1,083,245	222,378	947,300	135,945
	DD - GENERAL EXPENSES	17,500	5,223	17,500	-
	DE - CONTRACTUAL SERVICES	1,500	1,495	1,500	-
EXP Total		1,102,245	229,096	966,300	135,945
REV	BF - RENTS & RECOVERIES	100,000	9,108	100,000	-
	BH - DEPT REVENUES	20,500	1,600	20,500	-
REV Total		120,500	10,708	120,500	-

FISCAL 2012 MONTHLY FINANCIAL REPORT



PW - PUBLIC WORKS DEPARTMENT

E/R	OBJECT AND NAME	2012 Adopted Budget	Current Obligation	February Projections	Variance
EXP	AA - SALARIES, WAGES & FEES	26,537,741	6,027,334	23,906,559	2,631,182
	AC - WORKERS COMPENSATION	2,040,200	81,624	2,040,200	-
	BB - EQUIPMENT	93,000	-	93,000	-
	DD - GENERAL EXPENSES	4,631,300	960,916	4,631,300	-
	DE - CONTRACTUAL SERVICES	5,690,791	4,357,964	5,690,791	-
	DF - UTILITY COSTS	29,042,575	6,943,264	29,042,575	-
	HF - INTER-DEPARTMENTAL CHARGES	13,480,936	-	13,480,936	-
EXP Total		81,516,543	18,371,102	78,885,361	2,631,182
REV	BC - PERMITS & LICENSES	1,292,600	39,300	1,292,600	-
	BD - FINES & FORFEITS	10,000	-	10,000	-
	BF - RENTS & RECOVERIES	-	2,086	2,086	2,086
	BH - DEPT REVENUES	1,779,000	159,646	1,779,000	-
	BI - CAP BACKCHARGES	5,420,164	-	1,000,000	(4,420,164)
	BJ - INTERDEPT REVENUES	8,154,796	-	8,154,796	-
	BW - INTERFD CHGS - INTERFUND CHARGES REVENUE	3,630,000	-	3,630,000	-
	FA - FEDERAL AID - REIMBURSEMENT OF EXPENSES	25,000	-	96,720	71,720
	SA - STATE AID - REIMBURSEMENT OF EXPENSES	100,000	-	100,000	-
REV Total		20,411,560	201,032	16,065,202	(4,346,358)

E/R	OBJECT AND NAME	EXPLANATION
EXP	AA - SALARIES, WAGES & FEES	A surplus is projected primarily due to the allocation of salaries to various capital projects.
REV	BI - CAP BACKCHARGES	A shortfall is projected due to a change in accounting methods for salaries charged to capital projects.

FISCAL 2012 MONTHLY FINANCIAL REPORT



RE - OFFICE OF REAL ESTATE SERVICES

E/R	OBJECT AND NAME	2012 Adopted Budget	Current Obligation	February Projections	Variance
EXP	AA - SALARIES, WAGES & FEES	757,249	96,210	675,637	81,612
	DD - GENERAL EXPENSES	85,700	38,102	85,700	-
	DE - CONTRACTUAL SERVICES	103,919,256	103,822,081	103,919,256	-
	MM - MASS TRANSPORTATION	42,217,100	5,435,548	42,217,100	-
	OO - OTHER EXPENSE	13,930,900	7,953,454	13,930,900	-
EXP Total		160,910,205	117,345,395	160,828,593	81,612
REV	BF - RENTS & RECOVERIES	10,981,800	921,716	10,981,800	-
	BH - DEPT REVENUES	45,601,256	27,096	45,601,256	-
	BJ - INTERDEPT REVENUES	11,868,200	-	11,868,200	-
	BW - INTERFD CHGS - INTERFUND CHARGES REVENUE	720,400	-	720,400	-
	FA - FEDERAL AID - REIMBURSEMENT OF EXPENSES	6,000,000	-	6,000,000	-
	SA - STATE AID - REIMBURSEMENT OF EXPENSES	52,400,000	-	52,400,000	-
REV Total		127,571,656	948,812	127,571,656	-

FISCAL 2012 MONTHLY FINANCIAL REPORT



RM - RECORDS MANAGEMENT

E/R	OBJECT AND NAME	2012 Adopted Budget	Current Obligation	February Projections	Variance
EXP	AA - SALARIES, WAGES & FEES	758,395	90,305	620,501	137,894
	BB - EQUIPMENT	5,000	-	5,000	-
	DD - GENERAL EXPENSES	160,500	13,715	160,500	-
	DE - CONTRACTUAL SERVICES	125,000	2,737	125,000	-
EXP Total		1,048,895	106,757	911,001	137,894

FISCAL 2012 MONTHLY FINANCIAL REPORT



RS - RESERVES

E/R	OBJECT AND NAME	2012 Adopted Budget	Current Obligation	February Projections	Variance
REV	BF - RENTS & RECOVERIES	-	152,055	-	-
REV Total		-	152,055	-	-

E/R	OBJECT AND NAME	EXPLANATION
REV	BF - RENTS & RECOVERIES	The balances appear due to departments' consolidation and will be moved to the appropriate department.

FISCAL 2012 MONTHLY FINANCIAL REPORT



RV - GENERAL FUND UNALLOCATED REVENUE

E/R	OBJECT AND NAME	2012 Adopted Budget	Current Obligation	February Projections	Variance
REV	BD - FINES & FORFEITS	-	125	-	-
	BO - PAY LIEU TAX - PAYMENT IN LIEU OF TAXES	-	5,971,647	-	-
REV Total		-	5,971,772	-	-

E/R	OBJECT AND NAME	EXPLANATION
REV	BD - FINES & FORFEITS	The balances appear due to departments' consolidation and will be moved to the appropriate department.
	BO - PAY LIEU TAX - PAYMENT IN LIEU OF TAXES	The balances appear due to departments' consolidation and will be moved to the appropriate department.

FISCAL 2012 MONTHLY FINANCIAL REPORT



SA - COORD AGENCY FOR SPANISH AMERICANS

E/R	OBJECT AND NAME	2012 Adopted Budget	Current Obligation	February Projections	Variance
EXP	AA - SALARIES, WAGES & FEES	250,950	46,076	288,658	(37,708)
	DD - GENERAL EXPENSES	2,800	900	2,800	-
	DE - CONTRACTUAL SERVICES	12,500	-	12,500	-
EXP Total		266,250	46,976	303,958	(37,708)
REV	BH - DEPT REVENUES	18,000	1,535	18,000	-
REV Total		18,000	1,535	18,000	-

FISCAL 2012 MONTHLY FINANCIAL REPORT



SC - SENIOR CITIZENS AFFAIRS

E/R	OBJECT AND NAME	2012 Adopted Budget	Current Obligation	February Projections	Variance
EXP	AA - SALARIES, WAGES & FEES	-	148,301	-	-
	DD - GENERAL EXPENSES	-	(1,099)	-	-
EXP Total		-	147,202	-	-

E/R	OBJECT AND NAME	EXPLANATION
EXP	AA - SALARIES, WAGES & FEES	The balances appear due to departments' consolidation and will be moved to the appropriate department.
	DD - GENERAL EXPENSES	The balances appear due to departments' consolidation and will be moved to the appropriate department.

FISCAL 2012 MONTHLY FINANCIAL REPORT



SS - SOCIAL SERVICES

E/R	OBJECT AND NAME	2012 Adopted Budget	Current Obligation	February Projections	Variance
EXP	AA - SALARIES, WAGES & FEES	48,973,297	7,027,040	42,974,114	5,999,183
	BB - EQUIPMENT	24,000	(30)	24,000	-
	DD - GENERAL EXPENSES	982,700	255,662	982,700	-
	DE - CONTRACTUAL SERVICES	7,931,409	502,535	7,931,409	-
	HF - INTER-DEPARTMENTAL CHARGES	20,083,243	-	20,083,243	-
	SS - RECIPIENT GRANTS	74,645,000	10,705,548	68,250,000	6,395,000
	TT - PURCHASED SERVICES	57,944,683	30,868,755	58,100,000	(155,317)
	WW - EMERGENCY VENDOR PAYMENTS	64,396,824	35,705,313	66,000,000	(1,603,176)
	XX - MEDICAID	248,838,445	39,903,131	248,838,445	-
EXP Total		523,819,601	124,967,953	513,183,911	10,635,690
REV	BH - DEPT REVENUES	14,701,232	1,825,173	14,701,232	-
	BJ - INTERDEPT REVENUES	100,600	-	100,600	-
	FA - FEDERAL AID - REIMBURSEMENT OF EXPENSES	130,661,007	8,083,511	125,000,000	(5,661,007)
	SA - STATE AID - REIMBURSEMENT OF EXPENSES	63,158,116	6,314,411	62,500,000	(658,116)
REV Total		208,620,955	16,223,095	202,301,832	(6,319,123)

E/R	OBJECT AND NAME	EXPLANATION
EXP	AA - SALARIES, WAGES & FEES	There is an added surplus of \$1.8 million dollars primarily due to a grant awarded to the DSS Food Stamps, Medicaid and Home Energy Programs, that moves twenty one employees from the General Fund to the Grant Fund.
	SS - RECIPIENT GRANTS	A surplus is projected primarily due to the continued decrease in the number of caseloads under the Temporary Assistance for Needy Families (TANF) and the Safety Net programs resulting in a revised projection.
	WW - EMERGENCY VENDOR PAYMENTS	A shortfall is projected primarily due to the increase in utility company costs in order to maintain services and the need to provide institutional care to foster children.
REV	FA - FEDERAL AID - REIMBURSEMENT OF EXPENSES	A shortfall is projected primarily due to the continued decrease in the number of caseloads under the Temporary Assistance for Needy Families (TANF) program.
	SA - STATE AID - REIMBURSEMENT OF EXPENSES	A shortfall is projected primarily due to the continued decrease in the total number of number of caseloads with the exception of the Safety Net program which we project to increase throughout the year.

FISCAL 2012 MONTHLY FINANCIAL REPORT



TR - COUNTY TREASURER

E/R	OBJECT AND NAME	2012 Adopted Budget	Current Obligation	February Projections	Variance
EXP	AA - SALARIES, WAGES & FEES	2,121,810	412,708	2,124,312	(2,502)
	BB - EQUIPMENT	7,700	-	7,700	-
	DD - GENERAL EXPENSES	243,700	34,384	243,700	-
	DE - CONTRACTUAL SERVICES	69,100	52,212	69,100	-
	OO - OTHER EXPENSE	75,000,000	-	75,000,000	-
EXP Total		77,442,310	499,305	77,444,812	(2,502)
REV	BA - INT PENALTY ON TAX	28,500,000	6,893,719	28,500,000	-
	BD - FINES & FORFEITS	20,000	-	20,000	-
	BE - INVEST INCOME	3,331,500	122,411	2,310,864	(1,020,636)
	BF - RENTS & RECOVERIES	-	12,136	3,994	3,994
	BH - DEPT REVENUES	750,100	86,093	750,100	-
	BQ - D/S FROM CAP - DEBT SERVICE FROM CAPITAL	75,000,000	-	75,000,000	-
	TX - SPECIAL TAXES - SPECIAL TAXES	3,200,000	237,533	3,200,000	-
REV Total		110,801,600	7,351,891	109,784,958	(1,016,642)

E/R	OBJECT AND NAME	EXPLANATION
REV	BE - INVEST INCOME	A shortfall is projected primarily due to lower investment earnings rates than was anticipated in the budget.

FISCAL 2012 MONTHLY FINANCIAL REPORT



TV - TRAFFIC & PARKING VIOLATIONS AGENCY

E/R	OBJECT AND NAME	2012 Adopted Budget	Current Obligation	February Projections	Variance
EXP	AA - SALARIES, WAGES & FEES	2,835,441	473,302	2,944,750	(109,309)
	BB - EQUIPMENT	21,800	-	21,800	-
	DD - GENERAL EXPENSES	325,180	44,520	325,180	-
	DE - CONTRACTUAL SERVICES	10,899,656	4,768,000	10,899,656	-
	HF - INTER-DEPARTMENTAL CHARGES	25,531,950	-	25,531,950	-
EXP Total		39,614,027	5,285,822	39,723,336	(109,309)
REV	BD - FINES & FORFEITS	45,021,808	5,498,882	45,021,808	-
	BF - RENTS & RECOVERIES	-	7,962	7,962	7,962
	BH - DEPT REVENUES	-	160	160	160
	BJ - INTERDEPT REVENUES	6,843,938	-	6,843,938	-
REV Total		51,865,746	5,507,005	51,873,868	8,122

FISCAL 2012 MONTHLY FINANCIAL REPORT



VS - VETERANS SERVICES AGENCY

E/R	OBJECT AND NAME	2012 Adopted Budget	Current Obligation	February Projections	Variance
EXP	AA - SALARIES, WAGES & FEES	168,901	51,004	312,850	(143,949)
	DD - GENERAL EXPENSES	9,000	800	9,000	-
	DE - CONTRACTUAL SERVICES	700	-	700	-
	HF - INTER-DEPARTMENTAL CHARGES	1,165,219	-	1,165,219	-
EXP Total		1,343,820	51,804	1,487,769	(143,949)
REV	BJ - INTERDEPT REVENUES	1,538,194	-	1,538,194	-
	SA - STATE AID - REIMBURSEMENT OF EXPENSES	32,900	-	32,900	-
REV Total		1,571,094	-	1,571,094	-

FISCAL 2012 MONTHLY FINANCIAL REPORT



YB - NASSAU COUNTY YOUTH BOARD

E/R	OBJECT AND NAME	2012 Adopted Budget	Current Obligation	February Projections	Variance
EXP	AA - SALARIES, WAGES & FEES	-	39,897	-	-
EXP Total		-	39,897	-	-

E/R	OBJECT AND NAME	EXPLANATION
EXP	AA - SALARIES, WAGES & FEES	The balances appear due to departments' consolidation and will be moved to the appropriate department.

FISCAL 2012 MONTHLY FINANCIAL REPORT



2012 AA - SALARY, WAGES & FEES - TERMINAL LEAVE

FUND	DEPT AND NAME	2012 Adopted Budget	Current Obligation	February Projections	Variance
FCF	FC - FIRE COMMISSION	-	432,376	432,376	(432,376)
FCF Total		-	432,376	432,376	(432,376)
GEN	AR - ASSESSMENT REVIEW COMMISSION	-	112,169	107,503	(107,503)
	AS - ASSESSMENT DEPARTMENT	-	352,258	297,109	(297,109)
	AT - COUNTY ATTORNEY	-	348,310	348,310	(348,310)
	BH - DEPT OF MH, CHEM DEPEND & DISABLE SVCS	-	157,888	-	-
	BU - OFFICE OF MANAGEMENT AND BUDGET	-	125,860	2,125,860	(2,125,860)
	CA - OFFICE OF CONSUMER AFFAIRS	-	29,800	21,767	(21,767)
	CC - NC SHERIFF/CORRECTIONAL CENTER	-	2,084,060	2,076,564	(2,076,564)
	CE - COUNTY EXECUTIVE	-	30,186	30,186	(30,186)
	CF - OFFICE OF CONSTITUENT AFFAIRS	-	104,466	104,467	(104,467)
	CL - COUNTY CLERK	-	89,202	82,908	(82,908)
	CO - COUNTY COMPTROLLER	-	242,906	212,367	(212,367)
	CS - CIVIL SERVICE	-	151,455	120,804	(120,804)
	DA - DISTRICT ATTORNEY	-	846,250	824,071	(824,071)
	EL - BOARD OF ELECTIONS	-	272,861	256,988	(256,988)
	EM - EMERGENCY MANAGEMENT	-	1,683	1,683	(1,683)
	HE - HEALTH DEPARTMENT	-	532,403	381,165	(381,165)
	HP - PHYSICALLY CHALLENGED	-	71,439	-	-
	HS - DEPARTMENT OF HUMAN SERVICES	-	-	397,351	(397,351)
	IT - INFORMATION TECHNOLOGY	-	549,010	506,466	(506,466)
	LE - COUNTY LEGISLATURE	-	96,550	96,550	(96,550)
	LR - OFFICE OF LABOR RELATIONS	-	47,301	47,301	(47,301)
	ME - MEDICAL EXAMINER	-	297,112	290,268	(290,268)
	MI - MISCELLANEOUS	-	(1,711,314)	-	-
	PA - PUBLIC ADMINISTRATOR	-	43,959	43,959	(43,959)
	PB - PROBATION	-	1,120,596	699,963	(699,963)
	PE - DEPARTMENT OF HUMAN RESOURCES	-	7,557	7,557	(7,557)
	PK - PARKS, RECREATION AND MUSEUMS	-	434,455	359,690	(359,690)
	PL - PLANNING	-	62,790	-	-
	PR - PURCHASING DEPARTMENT	-	88,989	77,821	(77,821)
	PW - PUBLIC WORKS DEPARTMENT	-	1,697,758	1,375,546	(1,375,546)
	SA - COORD AGENCY FOR SPANISH AMERICANS	-	3,221	3,221	(3,221)
	SC - SENIOR CITIZENS AFFAIRS	-	147,515	-	-
	SS - SOCIAL SERVICES	-	672,942	318,103	(318,103)
	TR - COUNTY TREASURER	-	135,063	96,267	(96,267)
	TV - TRAFFIC & PARKING VIOLATIONS AGENCY	-	14,993	12,293	(12,293)
	VS - VETERANS SERVICES AGENCY	-	6,639	6,639	(6,639)
	YB - NASSAU COUNTY YOUTH BOARD	-	38,855	-	-
GEN Total		-	9,307,188	11,330,747	(11,330,747)
PDD	PD - POLICE DEPARTMENT	-	310,160	10,481,180	(10,481,180)
PDD Total		-	310,160	10,481,180	(10,481,180)
PDH	PD - POLICE DEPARTMENT	-	1,673,296	1,399,191	(1,399,191)
PDH Total		-	1,673,296	1,399,191	(1,399,191)
Grand Total		-	11,723,019	23,643,494	(23,643,494)

Note: The Office of Management and Budget is projecting an additional \$10.4 million in Terminal Leave for the Police District Fund to cover a portion of the liability associated with the Police Voluntary Separation Incentive Program. This amount is being offset by funds from the Employee Benefits Accrued Liability Reserve Fund.

FISCAL 2012 MONTHLY FINANCIAL REPORT



2012 AA - SALARY, WAGES & FEES - OVERTIME

FUND	DEPT AND NAME	2012 Adopted Budget	Current Obligation	February Projections	Variance
FCF	FC - FIRE COMMISSION	1,749,300	127,835	1,749,300	-
FCF Total		1,749,300	127,835	1,749,300	-
GEN	AS - ASSESSMENT DEPARTMENT	-	195	195	(195)
	CA - OFFICE OF CONSUMER AFFAIRS	80,900	2,380	80,900	-
	CC - NC SHERIFF/CORRECTIONAL CENTER	16,153,356	1,252,140	19,653,356	(3,500,000)
	CF - OFFICE OF CONSTITUENT AFFAIRS	9,000	3,218	9,000	-
	CL - COUNTY CLERK	65,000	-	32,000	33,000
	CO - COUNTY COMPTROLLER	12,700	-	12,700	-
	CS - CIVIL SERVICE	61,900	-	61,900	-
	DA - DISTRICT ATTORNEY	714,000	62,303	364,000	350,000
	EL - BOARD OF ELECTIONS	34,500	-	34,500	-
	HE - HEALTH DEPARTMENT	273,800	17,476	273,800	-
	HS - DEPARTMENT OF HUMAN SERVICES	2,200	42	2,200	-
	IT - INFORMATION TECHNOLOGY	57,200	6,433	57,200	-
	ME - MEDICAL EXAMINER	33,700	6,378	33,700	-
	PA - PUBLIC ADMINISTRATOR	700	351	7,800	(7,100)
	PB - PROBATION	309,900	39,713	309,900	-
	PK - PARKS, RECREATION AND MUSEUMS	261,750	21,114	224,250	37,500
	PR - PURCHASING DEPARTMENT	1,800	-	1,800	-
	PW - PUBLIC WORKS DEPARTMENT	1,246,160	192,267	1,246,160	-
	RE - OFFICE OF REAL ESTATE SERVICES	29,600	932	29,600	-
	RM - RECORDS MANAGEMENT	4,100	-	4,100	-
	SS - SOCIAL SERVICES	1,315,265	107,181	818,322	496,943
	TR - COUNTY TREASURER	52,300	-	52,300	-
	TV - TRAFFIC & PARKING VIOLATIONS AGENCY	51,496	6,681	51,496	-
GEN Total		20,771,327	1,724,500	23,365,630	(2,594,303)
PDD	PD - POLICE DEPARTMENT	19,038,462	1,995,110	25,000,000	(5,961,538)
PDD Total		19,038,462	1,995,110	25,000,000	(5,961,538)
PDH	PD - POLICE DEPARTMENT	2,961,538	2,281,374	23,000,000	(20,038,462)
PDH Total		2,961,538	2,281,374	23,000,000	(20,038,462)
Grand Total		44,520,627	6,128,818	73,114,930	(28,594,303)

Note: The Office of Management and Budget is projecting overtime for the NC Sheriff/Correctional Center and Police Department to be consistent with last year. The Police Department overtime may be offset with a reduction from contingencies.

FISCAL 2012 MONTHLY FINANCIAL REPORT



2012 AB - FRINGE BENEFITS - NYS POLICE RETIREMENT

FUND	DEPT AND NAME	2012 Adopted Budget	Current Obligation	February Projections	Variance
PDD	FB - FRINGE BENEFIT	46,905,722	-	47,638,000	(732,278)
PDD Total		46,905,722	-	47,638,000	(732,278)
PDH	FB - FRINGE BENEFIT	33,876,952	-	34,988,000	(1,111,048)
PDH Total		33,876,952	-	34,988,000	(1,111,048)
Grand Total		80,782,674	-	82,626,000	(1,843,326)

FISCAL 2012 MONTHLY FINANCIAL REPORT



2012 AB - FRINGE BENEFITS - STATE RETIREMENT SYSTEM

FUND	DEPT AND NAME	2012 Adopted Budget	Current Obligation	February Projections	Variance
FCF	FB - FRINGE BENEFIT	1,462,227	-	1,453,000	9,227
FCF Total		1,462,227	-	1,453,000	9,227
GEN	FB - FRINGE BENEFIT	63,657,381	-	61,510,000	2,147,381
GEN Total		63,657,381	-	61,510,000	2,147,381
PDD	FB - FRINGE BENEFIT	1,816,482	-	1,325,000	491,482
PDD Total		1,816,482	-	1,325,000	491,482
PDH	FB - FRINGE BENEFIT	6,887,260	-	5,861,000	1,026,260
PDH Total		6,887,260	-	5,861,000	1,026,260
Grand Total		73,823,350	-	70,149,000	3,674,350

FISCAL 2012 MONTHLY FINANCIAL REPORT



2012 AB - FRINGE BENEFITS - HEALTH INSURANCE ACTIVE

FUND	DEPT AND NAME	2012 Adopted Budget	Current Obligation	February Projections	Variance
FCF	FB - FRINGE BENEFIT	1,502,860	246,753	1,519,000	(16,140)
FCF Total		1,502,860	246,753	1,519,000	(16,140)
GEN	CT - COURTS	48,412	5,977	48,412	-
	FB - FRINGE BENEFIT	73,179,195	10,910,980	67,281,000	5,898,195
GEN Total		73,227,607	10,916,957	67,329,412	5,898,195
PDD	FB - FRINGE BENEFIT	31,824,274	4,896,703	29,433,000	2,391,274
PDD Total		31,824,274	4,896,703	29,433,000	2,391,274
PDH	FB - FRINGE BENEFIT	25,194,702	4,368,612	25,837,000	(642,298)
PDH Total		25,194,702	4,368,612	25,837,000	(642,298)
Grand Total		131,749,443	20,429,025	124,118,412	7,631,031

FISCAL 2012 MONTHLY FINANCIAL REPORT



2012 AB - FRINGE BENEFITS - HEALTH INSURANCE FOR RETIREES

FUND	DEPT AND NAME	2012 Adopted Budget	Current Obligation	February Projections	Variance
FCF	FB - FRINGE BENEFIT	1,161,386	141,724	859,000	302,386
FCF Total		1,161,386	141,724	859,000	302,386
GEN	BU - OFFICE OF MANAGEMENT AND BUDGET	21,636,612	-	19,924,000	1,712,612
	CT - COURTS	1,412,854	231,588	1,385,000	27,854
	FB - FRINGE BENEFIT	54,989,249	7,925,638	47,950,000	7,039,249
	MI - MISCELLANEOUS	-	(7,107,291)	-	-
GEN Total		78,038,715	1,049,936	69,259,000	8,779,715
PDD	FB - FRINGE BENEFIT	28,063,966	4,042,300	24,301,000	3,762,966
PDD Total		28,063,966	4,042,300	24,301,000	3,762,966
PDH	FB - FRINGE BENEFIT	37,791,904	5,505,920	32,963,000	4,828,904
PDH Total		37,791,904	5,505,920	32,963,000	4,828,904
Grand Total		145,055,971	10,739,881	127,382,000	17,673,971

FISCAL 2012 MONTHLY FINANCIAL REPORT



2012 OO - OTHER EXPENSES

FUND	SUBJECT	2012 Adopted Budget	Current Obligation	February Projections	Variance
DSV	88988 - EXPENSE OF LOANS	4,235,200	109,491	4,235,200	-
	88989 - NIFA SET-ASIDES	217,983,946	-	217,983,946	-
DSV Total		222,219,146	109,491	222,219,146	-
GEN	49949 - PMT CITY OF LONG BEACH	106,233	-	106,233	-
	52952 - LIDO-PT.LOOKOUT FIRE DISTRICT	5,775	-	5,775	-
	55955 - NYS ASSN OF COUNTIES	58,686	-	58,686	-
	66966 - LEGAL AID SOC OF NC	5,904,000	5,904,000	5,904,000	-
	67967 - BAR ASSN NC PUB DFDR	6,574,300	3,672,750	6,574,300	-
	6H60H - PT LOOKOUT/LIDO LG BCH BUS RT	75,000	-	75,000	-
	6Q60Q - HIPAA PAYMENTS	25,000	-	25,000	-
	70970 - RESIDENT TUITION	4,180,000	-	4,180,000	-
	7097F - FIT RESIDENT TUITION	7,480,000	-	7,480,000	-
	87985 - OTHER PAYMENTS	-	230,092	-	-
	87987 - OTHER SUITS & DAMAGES	95,035,000	51,680	95,035,000	-
	8798B - ATTORNEY FEES	-	61,248	-	-
	93993 - INSURANCE ON BLDGS	532,100	-	532,100	-
	94994 - RENT	13,855,900	7,953,454	13,855,900	-
	97998 - CONTINGENCY RESERVE	1,463,272	-	-	1,463,272
GEN Total		135,295,266	17,873,224	133,831,994	1,463,272
PDD	87985 - OTHER PAYMENTS	-	45,000	-	-
	87987 - OTHER SUITS & DAMAGES	3,047,100	15,783	3,047,100	-
	97998 - CONTINGENCY RESERVE	13,414,516	-	-	13,414,516
PDD Total		16,461,616	60,783	3,047,100	13,414,516
PDH	87985 - OTHER PAYMENTS	-	12,500	-	-
	87987 - OTHER SUITS & DAMAGES	1,770,000	(4,499)	1,770,000	-
	97998 - CONTINGENCY RESERVE	10,091,202	-	-	10,091,202
PDH Total		11,861,202	8,001	1,770,000	10,091,202
Grand Total		385,837,230	18,051,498	360,868,240	24,968,990

FISCAL 2012 MONTHLY FINANCIAL REPORT



SMART GOVERNMENT INITIATIVES

FISCAL 2012 MONTHLY FINANCIAL REPORT



The Administration has developed numerous Smart Government Initiatives that are in the process of being implemented. The Monthly Reports provide an update on the status of these initiatives by department. A total of eight initiatives are expected to yield approximately \$31.3 million in savings this year.

2012 Smart Government Initiatives

Department	Initiative	FY12 Savings	Annual Savings
Police Department	Separation Incentive	17,300,000	20,000,000
	Removal of 20 Police Officers from Long-Term Disability	1,875,000	2,500,000
	Police Operations Improvements	4,500,000	6,000,000
Sheriff's Department	Removal of Employees from Payroll to Disability	1,950,000	2,600,000
	Civilization of Functions	916,667	1,375,000
	Reduction of GML 207-c Expenses	500,000	500,000
	Hiring Part-Time Correctional Officers	2,700,000	3,200,000
	Transportation and Court Reform	1,600,000	2,300,000
Total		\$ 31,341,667	\$ 38,475,000

FISCAL 2012 MONTHLY FINANCIAL REPORT



NASSAU COUNTY POLICE DEPARTMENT

2012 BUDGET REDUCTION INITIATIVE SHEET

As of February 29, 2012

Initiative: Separation Incentive
Source: Police Department
Owner: Thomas Krumpter
Department: Police Department

(Value reflects total savings for the year)

Projection	FY12 Savings	Annual Savings
Original	\$17,300,000	\$20,000,000
Revised		

Description:

The Police Department has developed a progressive plan to realign the current precinct and detective structure without reducing the number of police officers on patrol. The Police estimate that this plan can yield an annual savings of approximately \$20.0 million.

Implementation:

In order to maximize the savings, the County will be offering a separation incentive to the Police Benevolent Association Inc., Detectives' Association Inc., and the Superior Officers Association Inc. The precinct plan is based on the elimination of 87 positions. The Police Department estimates that the incentive will result in the retirement of 135 police officers of various ranks. The plan is moving forward with legislative approval for both incentive and bonding this month. It will be forwarded for NIFA's approval after legislative approval. After evaluating its needs, the department will decide on promotions and the need for a police class this year.

Milestone	Original Date	Revised Date	Date Achieved
Planning	04/01/12		
Letter to Comptroller			
Implementation			

2012 Annual Impact

The value of the removal of employees from payroll resulting from the incentive will generate a total savings of approximately \$17.3 million.

FISCAL 2012 MONTHLY FINANCIAL REPORT



NASSAU COUNTY POLICE DEPARTMENT

2012 BUDGET REDUCTION INITIATIVE SHEET

As of February 29, 2012

(Value reflects total savings for the year)

Initiative: Remove 20 Police Officers from Long-Term Disability
Source: Police Department
Owner: Thomas Krumpter
Department: Police Department

Projection	FY12 Savings	Annual Savings
Original	\$1,875,000	\$2,500,000
Revised		

Description:

Twenty (20) Police Officer titled employees are awaiting a final determination from the New York State Comptroller on applications for a disability pension. Medical documentation previously submitted indicates that these employees are permanently disabled from performing the full duties of their position.

Implementation:

The Nassau County Police Department has requested assistance and intervention from the New York State Comptroller. The plan is moving forward with meeting scheduled with the New York State Comptroller at the end of this month to request the expediting of these disability claims.

Milestone	Original Date	Revised Date	Date Achieved
Planning	04/01/12		
Letter to Comptroller			
Implementation			

2012 Annual Impact

The value of the removal and transferal of the employees from the County payroll to a State disability pension will generate total savings of approximately \$1.9 million. Due to a delay in implementation of the initiative, 2012 savings is calculated at rate of 75% of the annual savings amount.

FISCAL 2012 MONTHLY FINANCIAL REPORT



NASSAU COUNTY POLICE DEPARTMENT

2012 BUDGET REDUCTION INITIATIVE SHEET

As of February 29, 2012

Initiative: Police Operations Improvements
Source: Police Department
Owner: Thomas Krumpter
Department: Police Department

(Value reflects total savings for the year)

Projection	FY12 Savings	Annual Savings
Original	\$4,500,000	\$6,000,000
Revised		

Description:

The Police Department is continuing its internal review of operations. The department is developing creative ways to manage its operations with limited resources while controlling overtime without affecting public safety.

Implementation:

The department is continuing to look for ways to improve operations and once the department has evaluated its cost-savings proposals, their impact will be included in future reports.

Milestone	Original Date	Revised Date	Date Achieved
Planning	04/01/12		
Implementation			

2012 Annual Impact

Preliminary analysis indicates that the department will be able to save approximately \$4.5 million. Due to a delay in implementation of the initiative, 2012 savings is calculated at rate of 75% of the annual savings amount.

FISCAL 2012 MONTHLY FINANCIAL REPORT



NASSAU COUNTY SHERIFF'S DEPARTMENT

2012 BUDGET REDUCTION INITIATIVE SHEET

As of February 29, 2012

(Value reflects total savings for the year)

Initiative: Removal of Employees from Payroll to Disability
Source: Nassau County Sheriff's Department
Owner: Sheriff Michael Sposato
Department: Correctional Center

Projection	FY12 Savings	Annual Savings
Original	\$1,950,000	\$2,600,000
Revised		

Description:

Twenty-one (21) correction officer titled employees are awaiting a final determination from the New York State Comptroller on applications for a disability pension. Medical documentation previously submitted indicates that these employees are permanently disabled and therefore unable to perform the full duties of their positions. As of February three additional officers have applied for disability pension increasing the total to 24.

Implementation:

The Nassau County Sheriff's Department has forwarded a letter to the York State Comptroller's Office requesting assistance in expediting the removal of employees from the County's payroll to a State disability pension. Since the submittal of the application for the 24 employees mentioned above, four officers have been approved for disability.

Milestone	Original Date	Revised Date	Date Achieved
Planning	Jan-12		
Letter to Comptroller	Jan-12	Feb-12	
Implementation	Mar-12		

2012 Annual Impact

The value of the removal and transferral of the employees from the County payroll to a State disability pension will generate total savings of approximately \$2.6 million. ($86,000 \text{ salary} + \$21,000 \text{ fringe} = \$107,000 \times 24$).

FISCAL 2012 MONTHLY FINANCIAL REPORT



NASSAU COUNTY SHERIFF'S DEPARTMENT

2012 BUDGET REDUCTION INITIATIVE SHEET

As of February 29, 2012

(Value reflects total savings for the year)

Initiative: Civilianization/Redeployment of Functions
Source: Nassau County Sheriff's Department
Owner: Sheriff Michael Sposato
Department: Correctional Center

Projection	FY12 Savings	Annual Savings
Original	\$916,667	\$1,375,000
Revised		

Description:

The Sheriff has completed a comprehensive review of facility operations and staffing. Additionally, non-security assignments that are suitable for civilianization have been identified in Information Technology, Communications, Budget & Finance, and Human Resources.

Implementation:

The Sheriff's Department has identified 20 positions that are presently filled with correctional personnel that can be performed by civilian personnel. Job specifications have been submitted to Civil Service. These positions filled with civilian personnel will be a net savings to the department. Communications will civilianize 13 while the following areas will be redeployed: Technology 4, Human Resources 2, and Budget and Finance 1.

Milestone	Original Date	Revised Date	Date Achieved
Operational Overview	Jan-12		
Implementation	Apr-12		

2012 Annual Impact

The Sheriff's Department is estimating \$ 1.4 million in savings (\$86,000 salary x 20 positions = \$1.7 million discounted 20% for leave = \$1.375 million).

FISCAL 2012 MONTHLY FINANCIAL REPORT



NASSAU COUNTY SHERIFF'S DEPARTMENT

2012 BUDGET REDUCTION INITIATIVE SHEET

As of February 29, 2012

(Value reflects total savings for the year)

Initiative: Reduction of GML 207-c Expenses
Source: Nassau County Sheriff's Department
Owner: Sheriff Michael Sposato
Department: Correctional Center

Projection	FY12 Savings	Annual Savings
Original	\$500,000	\$500,000
Revised		

Description:

Pursuant to General Municipal Law § 207-c, when correction officers are injured in the performance of their duties and cannot perform them, the injured officers continue to receive full compensation while their replacements earn overtime. Also, injured officers continue to accrue leave entitlements and all other benefits while absent pursuant to GML § 207-c.

Implementation:

New practices and improved oversight will reduce injuries and associated costs. Efforts will include risk avoidance training and practices and the installation and utilization of more technology at the facility to monitor/review incidents such as problematic inmates who have demonstrated repeated acts of misconduct. These efforts have been initiated and are being funded by state grant dollars and asset forfeiture funds.

Milestone	Original Date	Revised Date	Date Achieved
Planning	Jan-12		
Implementation	Mar-12		

2012 Annual Impact

Total savings in 2012 is estimated to be at least \$500,000 and is expected to increase in subsequent years (OT rate \$62.34 hour x 8,000 hours or 1,000 eight hour shifts or 2.75 eight hour shifts per day = \$500,000)

FISCAL 2012 MONTHLY FINANCIAL REPORT



NASSAU COUNTY SHERIFF'S DEPARTMENT

2012 BUDGET REDUCTION INITIATIVE SHEET

As of February 29, 2012

Initiative: Hiring Part-Time Correctional Officers
Source: Nassau County Sheriff's Department
Owner: Sheriff Michael Sposato
Department: Correctional Center

(Value reflects total savings for the year)

Projection	FY12 Savings	Annual Savings
Original	\$2,700,000	\$3,200,000
Revised		

Description:

An initiative to reduce the current overtime costs includes the hiring of former correction officers as part time officers.

Implementation:

The hiring of part-time retired correctional officers at \$30.00 per hour/20 hours per week has been approved by the Civil Service Commission. Such hiring would result in no additional health insurance/pension costs and costly initial training would be unnecessary. The projected FY12 Savings is 74% of the Annual Savings based on the departments overtime historical trend based on the specified implementation date.

Milestone	Original Date	Revised Date	Date Achieved
Planning	Jan-12		
Design and Approval	Mar-12		
Implementation	May-12		

2012 Annual Impact

A savings of \$3.2 million is based upon 100 PT employees in lieu of overtime expenses. (OT rate \$62.34 hour - \$30.00 PT rate = \$32.34 per hour savings x 20 hours per week = \$646.80 week x 50 weeks = \$32,340.00 per year savings per employee or 1,000 hours worked).

FISCAL 2012 MONTHLY FINANCIAL REPORT



NASSAU COUNTY SHERIFF'S DEPARTMENT

2012 BUDGET REDUCTION INITIATIVE SHEET

As of February 29, 2012

(Value reflects total savings for the year)

Initiative: Transportation and Court Reform
Source: Nassau County Sheriff's Department
Owner: Sheriff Michael Sposato
Department: Correctional Center

Projection	FY12 Savings	Annual Savings
Original	\$1,600,000	\$2,300,000
Revised		

Description:

Correction officers assigned transportation detail receive on average of 2.5 hours of overtime per day and meal money totaling over \$1.5 million per year.

Implementation:

A new initiative in cooperation with the Chief Administrative Judge will allow for the introduction of new shifts for those correction officers assigned to transportation and court supervision. The current 7 A.M. to 3 P.M. shifts will be divided into a 7 A.M. to 3 A.M. shift and a 10 A.M. to 6 P.M. shift. Inmates will be transported to/from court within these two time shifts instead of all inmates being transported in the morning, even though their cases may not be heard until later in the day

Milestone	Original Date	Revised Date	Date Achieved
Planning	Jan-12		
Implementation	Mar-12	May-12	

2012 Annual Impact

Total savings of \$2.3 million is anticipated from this initiative and is calculated as follows. Meal money expenses would be eliminated as this is only contractually required for correction officers who work two or more hours past their allotted 8 hour shift (\$400,000). Overtime is reduced as the daily 2.5 hours the correction officers currently receive is no longer warranted (\$1.1 million). Part 9 District Court, which currently has 8 correction officers and supervisors assigned, will no longer operate with the split in shifts, which provides further budgetary relief of \$800,000.00 annually.

FISCAL 2012 MONTHLY FINANCIAL REPORT



KEY PERFORMANCE INDICATORS

FISCAL 2012 MONTHLY FINANCIAL REPORT



KPI REPORT 1: Full-Time & Contract Employee Staffing

DEPARTMENT	FY 2012 BUDGET	On Board 12/31/2011	On Board 1/31/2012	New Hire	Term/ Resign	Transfer In	Transfer Out	On Board 2/29/2012	Variance
									1/31/12 vs. 2/29/12
AR - ASSESSMENT REVIEW COMMISSION	29	30	29	-	-	1	(1)	29	-
AS - ASSESSMENT DEPARTMENT	169	165	161	-	-	-	-	161	-
AT - COUNTY ATTORNEY	112	112	111	-	-	-	-	111	-
BU - OFFICE OF MANAGEMENT AND BUDGET	24	27	26	-	(1)	-	-	25	(1)
BU - CONTROL CENTER 30	(724)	-	-	-	-	-	-	-	-
CA - OFFICE OF CONSUMER AFFAIRS	32	31	27	-	-	-	-	27	-
CC - NC SHERIFF/CORRECTIONAL CENTER	1,227	1,187	1,184	-	(3)	-	-	1,181	(3)
CE - COUNTY EXECUTIVE	21	20	20	-	-	-	-	20	-
CF - OFFICE OF CONSTITUENT AFFAIRS	43	42	41	-	-	-	(1)	40	(1)
CL - COUNTY CLERK	103	100	80	-	-	-	-	80	-
CO - COUNTY COMPTROLLER	87	72	72	2	-	1	(1)	74	2
CS - CIVIL SERVICE	53	53	51	-	-	-	-	51	-
DA - DISTRICT ATTORNEY	361	352	347	-	(2)	-	-	345	(2)
EL - BOARD OF ELECTIONS	143	133	144	-	(1)	-	-	143	(1)
FC - FIRE COMMISSION	101	97	97	-	-	-	-	97	-
EM - EMERGENCY MANAGEMENT	7	7	7	-	-	-	-	7	-
HE - HEALTH DEPARTMENT	203	201	179	-	-	-	(7)	172	(7)
HI - HOUSING & INTERGOVERNMENTAL AFFAIRS	2	1	1	-	-	-	-	1	-
HR - COMMISSION ON HUMAN RIGHTS	8	8	8	-	-	-	-	8	-
HS - DEPARTMENT OF HUMAN SERVICES	96	86	85	-	-	-	-	85	-
IT - INFORMATION TECHNOLOGY	81	78	74	1	-	-	-	75	1
LE - COUNTY LEGISLATURE	94	82	87	2	-	1	-	90	3
LR - OFFICE OF LABOR RELATIONS	5	4	3	-	-	-	-	3	-
MA - OFFICE OF MINORITY AFFAIRS	7	6	6	-	-	-	-	6	-
ME - MEDICAL EXAMINER	58	56	53	1	-	-	-	54	1
PA - PUBLIC ADMINISTRATOR	7	7	6	-	-	-	-	6	-
PB - PROBATION	236	199	199	-	-	-	-	199	-
PE - DEPARTMENT OF HUMAN RESOURCES	9	8	8	-	-	-	-	8	-
PK - PARKS, RECREATION AND MUSEUMS	172	166	159	-	(1)	1	(1)	158	(1)
PD - POLICE DISTRICT	1,545	1,523	1,523	-	(3)	17	(2)	1,535	12
PD - POLICE HEADQUARTERS	1,671	1,654	1,647	1	(2)	1	(16)	1,631	(16)
PR - PURCHASING DEPARTMENT	16	16	12	-	-	-	-	12	-
PW - PUBLIC WORKS DEPARTMENT	471	464	437	-	-	-	-	437	-
RE - OFFICE OF REAL ESTATE SERVICES	10	8	8	-	-	-	-	8	-
RM - RECORDS MANAGEMENT	12	9	9	-	-	-	-	9	-
SA - COORD AGENCY FOR SPANISH AMERICANS	5	5	5	-	-	-	-	5	-
SS - SOCIAL SERVICES	816	775	661	-	(1)	-	(10)	650	(11)
TR - COUNTY TREASURER	35	28	28	-	-	-	-	28	-
TV - TRAFFIC & PARKING VIOLATIONS AGENCY	46	46	44	-	-	-	-	44	-
VS - VETERANS SERVICES AGENCY	3	3	5	1	-	-	-	6	1
Sub-Total Full Time Employees	7,396	7,861	7,644	8	(14)	22	(39)	7,621	(23)
Contract Employees	41	45	41	-	-	-	-	41	-
Major Operating Funds Sub-Total	7,437	7,906	7,685	8	(14)	22	(39)	7,662	(23)
Sewer Districts	304	280	277	1	(1)	1	(1)	277	-
Grand Total F/T Employees	7,741	8,186	7,962	9	(15)	23	(40)	7,939	(23)



KPI REPORT 1: Appendix A New Hires

DEPARTMENT	TITLE	HC
CO	INSPECTOR	1
	FISCAL OFFICER	1
IT	COMMUNICATION TECH I	1
LE	LEGISLATIVE ASSISTANT	1
	MINORITY COUNSEL	1
ME	FORENSC SCIENTIST I(TOXICOLGY)	1
PD	ASSISTANT COMMISSNER OF POLICE	1
SSW	PLANT MAINT MECH I	1
VS	VETERANS COUNSELOR I	1
TOTAL NEW HIRES		9



KPI REPORT 1: Appendix B Termination/Resignation

DEPARTMENT	TITLE	HC
BU	BUDGET EXAMINER	-1
CC	CORRECTION OFFICER	-1
	CORRECTION OFFICER	-1
CC	CORRECTION OFFICER	-1
DA	ASST DISTRICT ATTY	-1
	ASST DISTRICT ATTY	-1
EL	RESEARCH AIDE	-1
PK	LABORER II	-1
SS	SOCIAL WELFARE EXAMINER I BILN	-1
PDD	CLERK STENOGRAPHER II	-1
	POLICE OFFICER	-1
	POLICE OFFICER	-1
PDH	CLK TYPIST III	-1
	POLICE OFFICER	-1
SSW	SWG TRTMNT OPTR TRNE	-1
TOTAL TERMINATION/RESIGNATION		-15

FISCAL 2012 MONTHLY FINANCIAL REPORT



KPI REPORT 2: Full-Time Staffing By Grant

Department	On Board 1/31/2012	New Hire	Transfer In	Transfer Out	On Board 2/29/2012	Variance 1/31/12 vs. 2/29/12
CE - CRIMINAL JUSTICE COORD COUNCIL	2	-	-	-	2	-
HE - HEALTH DEPARTMENT	67	3	8	(1)	77	10
HI - HOUSING & INTERGOVERNMENTAL AFFAIRS	78	1	-	-	79	1
HS - DEPARTMENT OF HUMAN SERVICES	36	1	-	-	37	1
ME - MEDICAL EXAMINER	2	-	-	-	2	-
PB - PROBATION	3	-	-	-	3	-
PK - PARKS, RECREATION AND MUSEUMS	9	-	-	-	9	-
SS - SOCIAL SERVICES	108	-	10	-	118	10
Grant Fund Total	305	5	18	(1)	327	22

Note: 18 heads were transferred from Social Services and Health Departments to the Grant Fund as part of the Savings Initiative.

FISCAL 2012 MONTHLY FINANCIAL REPORT



KPI REPORT 3: Full-Time Staffing By Union

Department	CSEA	DAI	IPBA	PBA	SHOA	SOA	Total Union				Total Non	Grand Total	
							On-Board	BOARD	ELECTED	ORDINANCE	Union On-Board	On-Board	CONTRACT
							2/29/2012	MEMBER	OFFICIAL	ORDINANCE	2/29/2012	2/29/2012	EMPLOYEE
Assessment	155	-	-	-	-	-	155	-	-	6	6	161	-
Assessment Review Commission	21	-	-	-	-	-	21	5	-	3	8	29	-
CF - Constituent Affairs	-	-	-	-	-	-	-	-	-	12	12	12	-
CF - Printing, Mail & Graphics	28	-	-	-	-	-	28	-	-	-	-	28	-
Civil Service	49	-	-	-	-	-	49	0	-	2	2	51	-
Consumer Affairs	25	-	-	-	-	-	25	-	-	2	2	27	-
Coord. Agency for Spanish Americans	-	-	-	-	-	-	-	-	-	5	5	5	-
Correctional Center	166	-	-	-	1,012	-	1,178	-	-	3	3	1,181	-
County Attorney	34	-	-	-	-	-	34	-	-	77	77	111	-
County Clerk	71	-	-	-	-	-	71	-	1	8	9	80	-
County Comptroller	60	-	-	-	-	-	60	-	1	13	14	74	-
County Executive	-	-	-	-	-	-	-	-	1	19	20	20	-
District Attorney	129	-	41	-	-	-	170	-	1	174	175	345	-
Elections	114	-	-	-	-	-	114	-	-	29	29	143	-
Emergency Management	2	-	-	-	-	-	2	-	-	5	5	7	-
Fire Commission	97	-	-	-	-	-	97	-	-	-	-	97	-
Health	169	-	-	-	-	-	169	-	-	3	3	172	-
Housing & Intergovernmental Affairs	-	-	-	-	-	-	-	-	-	1	1	1	-
Human Resources	-	-	-	-	-	-	-	-	-	8	8	8	-
Human Rights Commission	6	-	-	-	-	-	6	-	-	2	2	8	-
Human Services	77	-	-	-	-	-	77	-	-	8	8	85	15
Information Technology	72	-	-	-	-	-	72	-	-	3	3	75	-
Labor Relations	-	-	-	-	-	-	-	-	-	3	3	3	-
Legislature	-	-	-	-	-	-	-	-	19	71	90	90	-
Medical Examiner	51	-	-	-	-	-	51	-	-	3	3	54	-
Minority Affairs	-	-	-	-	-	-	-	-	-	6	6	6	-
Office of Management and Budget	-	-	-	-	-	-	-	-	-	25	25	25	-
Police District	80	-	-	1,272	-	182	1,534	-	-	1	1	1,535	-
Police Headquarters	705	369	-	371	-	174	1,619	-	-	12	12	1,631	-
Probation	197	-	-	-	-	-	197	-	-	2	2	199	-
Public Administrator	4	-	-	-	-	-	4	-	-	2	2	6	-
Public Works	430	-	-	-	-	-	430	-	-	7	7	437	-
Purchasing	11	-	-	-	-	-	11	-	-	1	1	12	-
Real Estate Services	5	-	-	-	-	-	5	-	-	3	3	8	-
Records Management	9	-	-	-	-	-	9	-	-	-	-	9	-
Recreation, Parks and Museums	153	-	-	-	-	-	153	-	-	5	5	158	-
Social Services	641	-	-	-	-	-	641	-	-	9	9	650	26
Traffic and Parking Violations Agency	41	-	-	-	-	-	41	-	-	3	3	44	-
Treasurer	26	-	-	-	-	-	26	-	-	2	2	28	-
Veterans Services	4	-	-	-	-	-	4	-	-	2	2	6	-
Sub-Total Full-Time Employees	3,632	369	41	1,643	1,012	356	7,053	5	23	540	568	7,621	-
Contract Employees	-	-	-	-	-	-	-	-	-	-	-	-	41
Major Operating Funds Sub-Total	3,632	369	41	1,643	1,012	356	7,053	5	23	540	568	7,621	41
Sewer Districts	276	-	-	-	-	-	276	-	-	1	1	277	-
Grand Total F/T Employees	3,908	369	41	1,643	1,012	356	7,329	5	23	541	569	7,898	41

FISCAL 2012 MONTHLY FINANCIAL REPORT



KPI REPORT 4: Overtime Hours

Year-to-Date February Overtime Hours			
Departments	2012	2011	*YTD Actual Variance
Assessment	21.5	50.5	(29.0)
Assessment Review	0.0	6.1	(6.1)
Board of Elections	121.0	488.5	(367.5)
Civil Service	0.0	77.4	(77.4)
Constituent Affairs	69.8	387.5	(317.7)
Consumer Affairs	174.4	206.5	(32.1)
Correctional Center	25,414.2	51,401.9	(25,987.7)
County Attorney	0.0	83.2	(83.2)
County Clerk	452.5	51.9	400.6
County Comptroller	154.0	613.5	(459.5)
District Attorney	2,211.9	4,184.4	(1,972.5)
Emergency Management	0.0	188.0	(188.0)
Fire Commission	3,580.7	5,882.3	(2,301.6)
Health	290.5	511.0	(220.5)
Human Rights Commission	0.0	68.6	(68.6)
Human Services	1.3	41.5	(40.2)
Information Technology	372.3	386.5	(14.2)
Legislature	15.0	67.0	(52.0)
Medical Examiner	196.5	262.8	(66.3)
Police District	31,085.5	31,880.8	(795.3)
Police Headquarters	37,863.9	45,274.8	(7,410.9)
Probation	1,547.2	1,072.3	474.9
Public Administrator	8.0	14.8	(6.8)
Public Works, Planning, Real Estate	5,771.5	17,621.3	(11,849.8)
Purchasing	2.5	23.8	(21.3)
Records Management	0.0	12.4	(12.4)
Recreation, Parks and Museums	745.2	1,495.0	(749.8)
Sheriff	1,653.2	3,518.9	(1,865.7)
Social Services	4,462.8	6,785.6	(2,322.8)
Traffic and Parking Violations Agency	411.1	1,394.3	(983.2)
Treasurer	12.0	374.9	(362.9)
Sub-Total	116,638.5	174,428.0	(57,789.5)
Sewer & Water Supply	5,160.0	14,505.0	(9,345.0)
Sub-Total	5,160.0	14,505.0	(9,345.0)
Grand Total	121,798.5	188,933.0	(67,134.5)

Data Source: BIRT Performance Scorecard Report as of March 12, 2012. CHIEFS Reporting System for the Police Department overtime.

Note: The variance is calculated using actual time, not rounded hours. Overtime hours reflect paid and accrued compensation.

FISCAL 2012 MONTHLY FINANCIAL REPORT



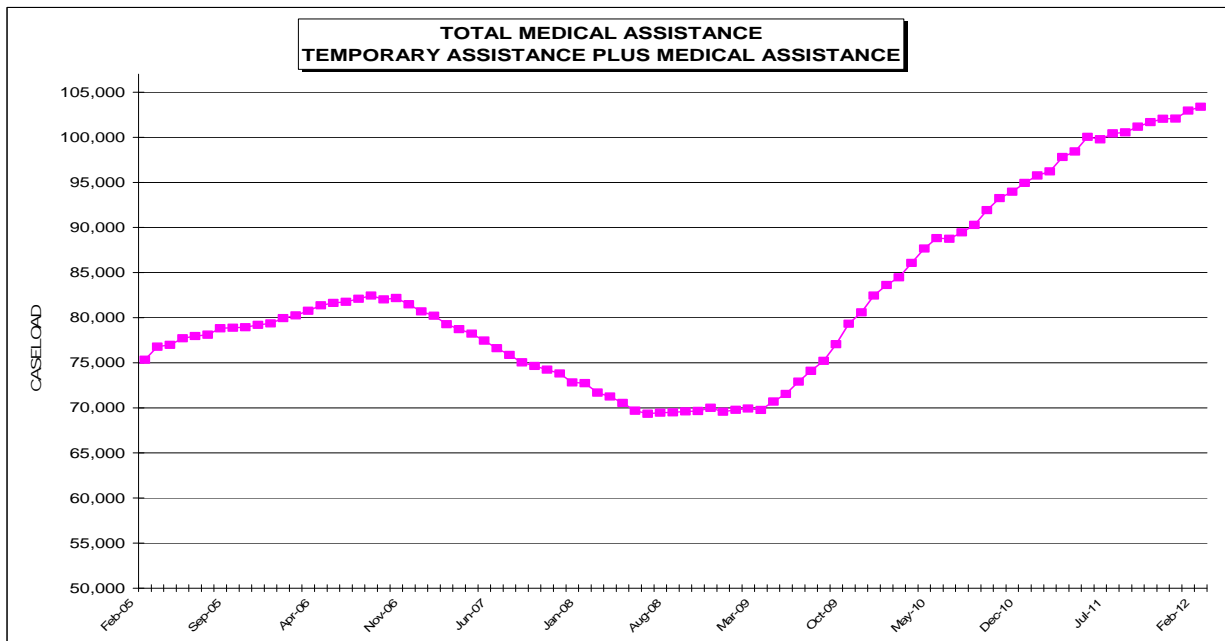
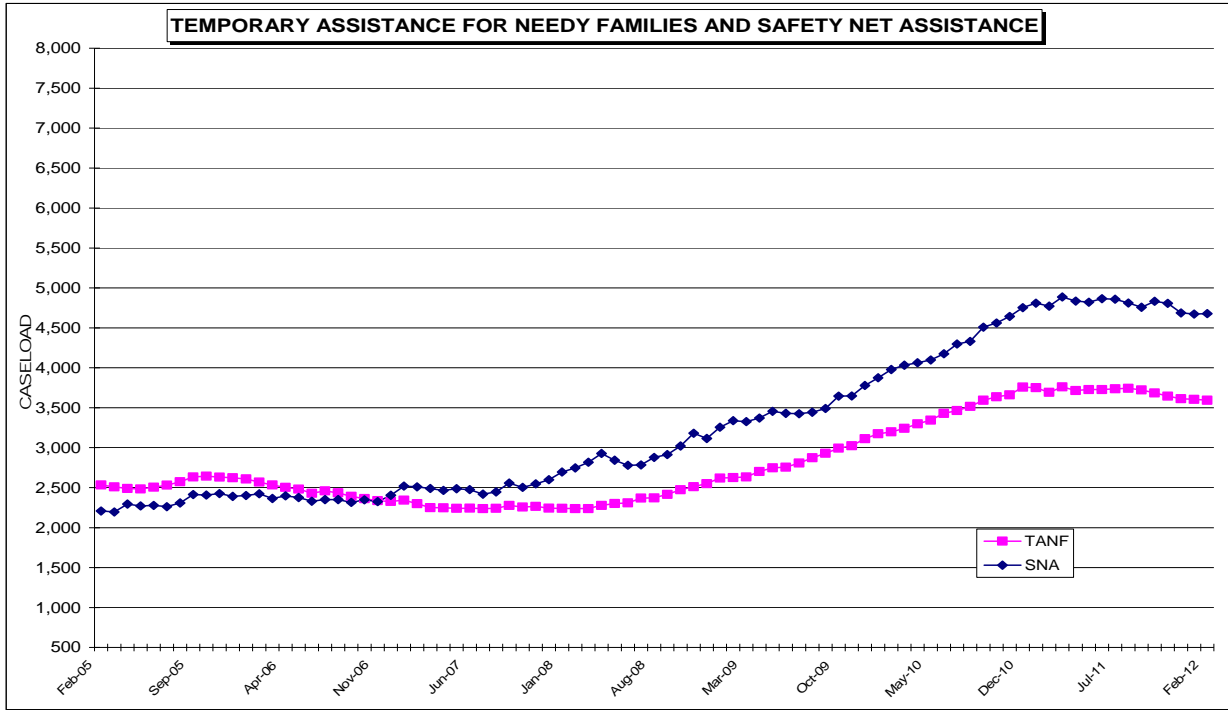
KPI REPORT 5: Utilities

UTILITIES REPORT: FEBRUARY 2012							
Department	Description	Sub-Object Code	YTD Actual February 2012	YTD Actual February 2011	YTD Actual Variance 2012 vs 2011	2012 Adopted Budget	Remaining Amount to 2012 Budget
Public Works (General Fund)							
	Water	55W	23,978	6,204	17,774	912,300	888,322
	Fuel	550	574,926	723,000	(148,074)	1,905,100	1,330,174
	Light, Power	551	6,087,652	(774,111)	6,861,763	15,883,435	9,795,783
	Telephone	552	-	-	-	100	100
	Natural Gas	553	256,708	1,240,869	(984,161)	2,247,300	1,990,592
	Thermal Energy	555	-	-	-	7,000,000	7,000,000
	Energy Conservation	560	-	-	-	1,094,340	1,094,340
	TOTAL		6,943,264	1,195,962	5,747,302	29,042,575	22,099,311
Correctional Center							
	Water	55W	160	160	-	215,000	214,840
	Fuel	550	1,483	9,617	(8,134)	73,800	72,317
	Light, Power	551	82,700	(7,926)	90,626	350,000	267,300
	TOTAL		84,343	1,851	82,492	638,800	554,457
Police Department District (PDD)							
	Water	55W	728	736	(8)	45,000	44,272
	Fuel	550	95,259	42,857	52,402	449,200	353,941
	Light, Power	551	183,516	(47,090)	230,606	395,000	211,484
	Telephone	552	22,191	(97)	22,288	350,000	327,809
	TOTAL		301,694	(3,594)	305,288	1,239,200	937,506
Police Department Headquarters (PDH)							
	Cellular Phone	531	-	-	-	-	-
	Water	55W	1,268	966	302	-	(1,268)
	Fuel	550	2,000	2,130	(130)	-	(2,000)
	Light, Power	551	-	-	-	-	-
	Telephone	552	81,054	182,936	(101,882)	2,457,800	2,376,746
	TOTAL		84,322	186,032	(101,710)	2,457,800	2,373,478
Information Technology							
	Cellular Phone	531	221,156	27,999	193,157	657,600	436,444
	Light, Power	551	-	-	-	-	-
	Telephone	552	319,844	340,067	(20,223)	3,587,900	3,268,056
	TOTAL		541,000	368,066	172,934	4,245,500	3,704,500
Probation							
	Light, Power	551	-	-	-	500	500
	TOTAL		-	-	-	500	500
Major Operating Funds Departments Totals							
	Water	55W	26,134	8,066	18,068	1,172,300	1,146,166
	Cellular Phone	531	221,156	27,999	193,157	657,600	436,444
	Fuel	550	673,668	777,604	(103,936)	2,428,100	1,754,432
	Light, Power	551	6,353,868	(829,127)	7,182,995	16,628,935	10,275,067
	Telephone	552	423,089	522,906	(99,817)	6,395,800	5,972,711
	Natural Gas	553	256,708	1,240,869	(984,161)	2,247,300	1,990,592
	Thermal Energy	555	-	-	-	7,000,000	7,000,000
	Energy Conservation	560	-	-	-	1,094,340	1,094,340
	TOTAL		7,954,623	1,748,317	6,206,306	37,624,375	29,669,752
Sewer & Storm Water Resources District (SSWRD)							
	Water	55W	114,520	29,304	85,216	1,328,600	1,214,080
	Fuel	550	500,000	500,000	-	255,000	(245,000)
	Light, Power	551	198,289	(67,147)	265,436	255,700	57,411
	Telephone	552	-	-	-	7,000	7,000
	Natural Gas	553	13,090	4,502,305	(4,489,215)	8,903,000	8,889,910
	N DEC Heating/Cooling	554	-	-	-	-	-
	TOTAL		825,899	4,964,462	(4,138,563)	10,749,300	9,923,401
County Total (Major Operating Funds and SSWRD)							
	Water	55W	140,654	37,370	103,284	2,500,900	2,360,246
	Cellular Phone	531	221,156	27,999	193,157	657,600	436,444
	Fuel	550	1,173,668	1,277,604	(103,936)	2,683,100	1,509,432
	Light, Power	551	6,552,157	(896,274)	7,448,431	16,884,635	10,332,478
	Telephone	552	423,089	522,906	(99,817)	6,402,800	5,979,711
	Natural Gas	553	269,798	5,743,174	(5,473,376)	11,150,300	10,880,502
	N DEC Heating/Cooling	554	-	-	-	-	-
	Thermal Energy	555	-	-	-	7,000,000	7,000,000
	Energy Conservation	560	-	-	-	1,094,340	1,094,340
	TOTAL		8,780,522	6,712,779	2,067,743	48,373,675	39,593,153

Note: The approximate \$2.1 million negative variance for Utilities including the Sewer & Storm Water District is primarily due to timing differences related to encumbrances. In summary, the largest items are a negative \$7.2 million variance for Light & Power expenses in the Major Funds and a positive \$4.5 million variance for Natural Gas expenses in the Sewer & Storm Water District. In the case of the negative Light & Power expense variance, significant encumbrance amounts were booked in 2012, but had not been booked as of February 28, 2011. For Natural Gas expenses in the Sewer & Storm Water District, the exact opposite happened whereby significant encumbrance amounts were booked in 2011, but had not been booked in 2012 as of February 29th.

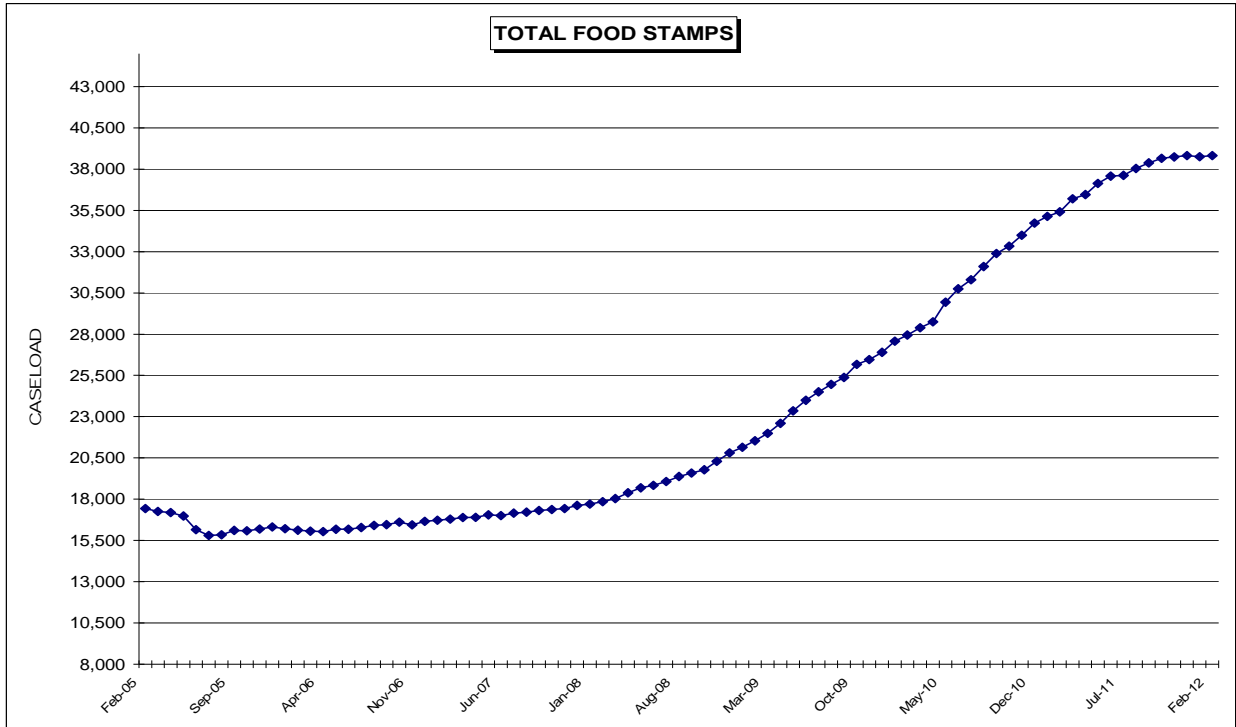


KPI REPORT 6: DSS Caseloads





KPI REPORT 6: DSS Caseloads





KPI REPORT 7: Correctional Center Inmate Population

February Inmate Population

	Feb-08	Feb-09	Feb-10	Feb-11	Feb-12
County Population	1,478	1,400	1,497	1,394	1,326
Suffolk Inmate	-	-	-	-	155
State-Ready Population	10	15	5	16	10
Federal Population	137	106	108	103	107
Parole Violators	18	11	23	15	17
TOTAL	1,643	1,532	1,633	1,528	1,615

Chart reflects the average inmate population for the given month.



KPI REPORT 8: Nassau Regional Off-Track Betting Corporation

NASSAU REGIONAL OFF-TRACK BETTING CORPORATION		
Financial Activity for the period February 2012		
Expense	Estimates	
	Feb-12	
Salary	899,917	
Fringe Benefits	678,883	
General and Administrative Expenses	1,014,367	
Bond Principal	121,250	
Expense Total	2,714,417	-
Revenue		
Net Retained Commission	2,464,125	
Other income	59,975	
Revenue Total	2,524,100	-
Net Profit	(190,317)	-
<p>The Nassau Regional Off-Track Betting Corporation (OTB) is a component unit of Nassau County. It was created by the New York State Legislature as a public benefit corporation. Nassau County receives net operating profits from OTB and these revenues are recorded in the County's General Fund.</p>		
<p>Note: These figures are estimated based on our 2012 Adopted Budget submitted to the NYS Racing & Wagering Board. These figures will be reconciled to actual figures once our filings with the NYS Racing & Wagering Board have been submitted and accepted.</p>		



KPI REPORT 9: Tax Certiorari Report

The County's Assessment Review Commission (ARC) has compiled preliminary statistics as of March 1, 2012 with respect to grievances filed for the 2013/2014 tax year. Thus far, there have been 117,384 grievances filed broken down as follows:

Class I Properties	98,926
Class II Properties	5,300
Class III Properties	504
Class IV Properties	12,654

ARC intends to continue working with the County Attorney's office on the joint conference program previously implemented to increase the number of settlements.

ADAPT(the County's multi-department tax certiorari case management system) has gone live for ARC and we are now in a training and adjustment phase and trying to weed out any issues that still need to be resolved. ADAPT is expected to facilitate communication and sharing of information for the several different applicable departments and improve the swiftness of case dispositions.

We have now made additional adjustments to the following major properties for the 12/13 tax year:

- The Americana in Manhasset; and
- 210 Old Country Road (office building) in Mineola.